



OUR ELYRIA
planning the future together

CITY OF ELYRIA

PUBLIC SURVEY RESULTS

06-27-2023

SURVEY RESULTS

The online survey was open from the end of December, 2022 to the beginning of May, 2023. 398 responses were submitted in total. Survey respondents were asked about the existing conditions in Elyria, what topics the comprehensive plan should address, and what they thought the top priorities should be.

Elyria residents are very proud of their history and the natural environment in and around their community. Safety, poor economic conditions, and traffic were the factors which respondents felt threatened their city. Downtown is considered both a source of pride and critical issue for Elyria's future, and will be addressed in the final plan as an area to improve overall quality of life.

While most residents agreed that housing is more affordable relative to surrounding areas, many still feel the burden of high housing expenses. An aging housing stock and resulting lack of quality was another concern amongst residents.

Residents were overwhelmingly supportive of improving alternative modes of transportation within the community. Increasing transit service especially for the elderly, adding bike lanes and trails, and improving walkability all ranked among the top 4 responses.

Safety was a top concern amongst park and downtown visitors, who also cited a need for more recreational facilities such as trails, shelters, and pools alongside more programming.

Survey results displayed a demand for quality shopping and dining options, especially in the downtown and Midway Mall areas. Respondents noted that they traveled to nearby cities such as Lorain and Oberlinto fulfill these needs and desired the ability to do so in Elyria.

The majority of residents visit Downtown Elyria at least once per month, a result which aligns with the following question regarding reasons for visiting. Here, the majority of respondents listed an event as their reason for visiting, which typically occur on a monthly to weekly basis. Few residents cited shopping or dining as a reason for visiting. When expanding events in downtown, residents expressed a desire for those which are food related, further supporting this observation.

Social media and word of mouth were the two most common ways respondents heard about events in downtown, and would prefer to continue to be informed via social media.

Most residents travel to downtown by car utilize on street parking. Roughly a quarter of respondents arrived by walking or biking. Broad Ave and Washington Street were the two most common routes used by cyclists.

Based on reported demographic information, survey respondents are representative of Elyria' racial demographics, but women are over-represented in the data compared to Elyria as a whole.

Analysis of the survey results are on the following pages.



SURVEY RESULTS

What about Elyria makes you proud?

# of Responses & Top Response Themes	
58	Environment/Parks
42	History
35	Schools/Education
34	Unity
21	Diversity
16	Downtown
7	Dining
7	Sports
6	People
5	Events

Do you feel that the type and price of housing options in Elyria meet your needs? Why or why not?

# of Responses & Top Response Themes	
105	Affordability
51	Quality
18	Management
13	Safety
1	Discrimination

Do you frequent any of Elyria's parks? What would you improve at your favorite park(s) if you could?

# of Responses & Top Response Themes	
65	Safety and Cleanliness
43	Trails
26	Shelters
24	Events/Programming
22	Playground
20	Pool
19	Vegetation
7	Courts (Basketball, Tennis, Pickleball, etc)
7	Pets
5	More Parks

What are most critical issues facing Elyria?

# of Responses & Top Response Themes	
137	Safety/Crime
77	Economy
49	Traffic/Transportation Issues
31	Downtown
27	Jobs
16	Vacancies
13	Shopping
13	Fun Places
11	Environment/Parks
9	Transit

What would you improve about transportation in Elyria today?

# of Responses & Top Response Themes	
152	Transit
78	Roadway Repairs
55	Bike Lanes/Infrastructure
53	Sidewalks
44	Safety
42	Congestion and Construction
5	Micromobility
3	Crosswalks
2	Parking

What do you wish you could do in Elyria?

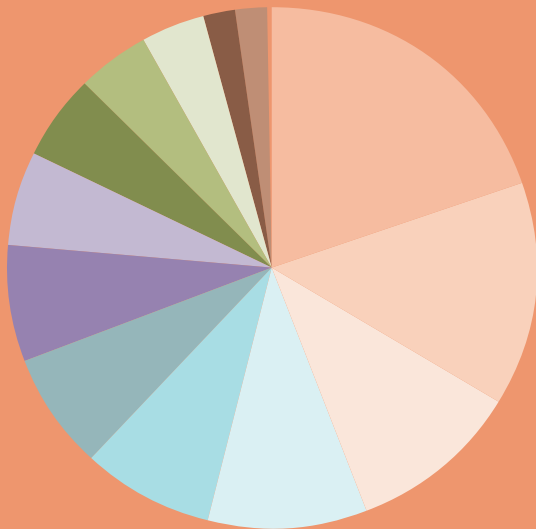
# of Responses & Top Response Themes	
154	Food
154	Retail
68	Entertainment
64	Downtown
37	Parks and Recreation
32	Midway Mall
31	Jobs
30	Safety
24	Events
19	Walkability

SURVEY RESULTS

How Often Do You Visit Downtown Elyria?



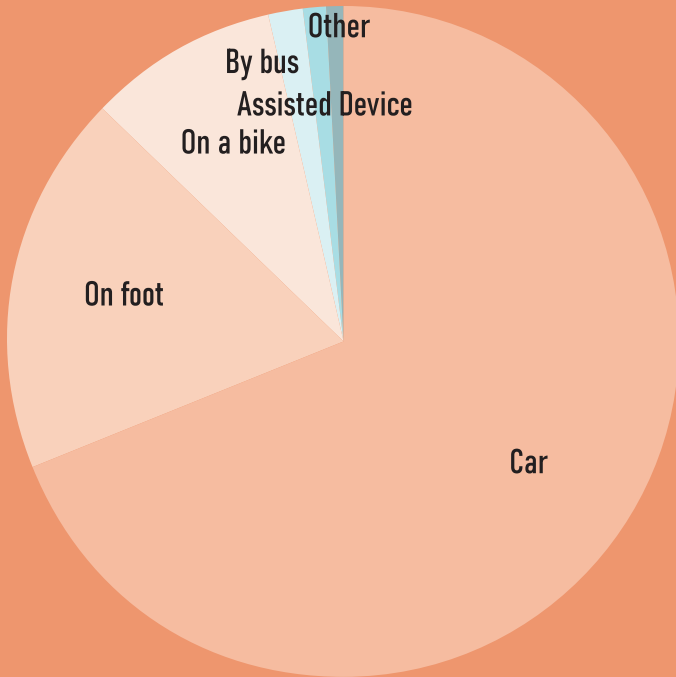
What do people go to Downtown Elyria for?



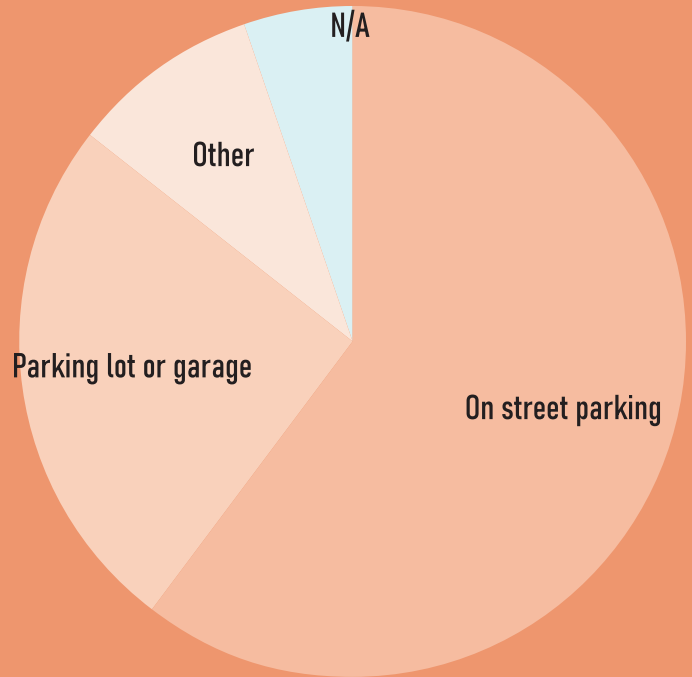
- Keep Lorain County Beautiful Day
- Live
- Fall Festival - Pioneer Plaza
- Shop
- Labor Day Pops Concert
- Work
- Summer Concerts in the Square
- ECP Third Thursday
- Festival of Lights
- Farmer's Market
- Other
- Dining
- Apple Festival

SURVEY RESULTS

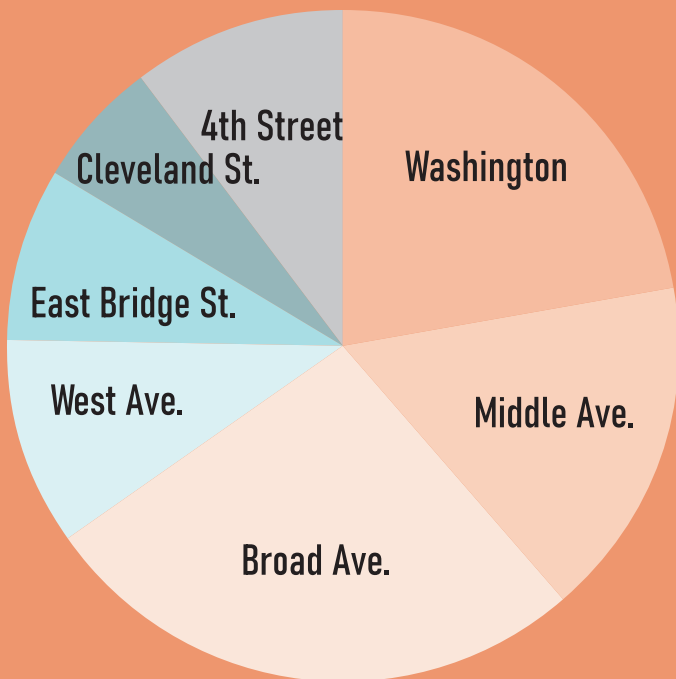
How do you get Downtown?



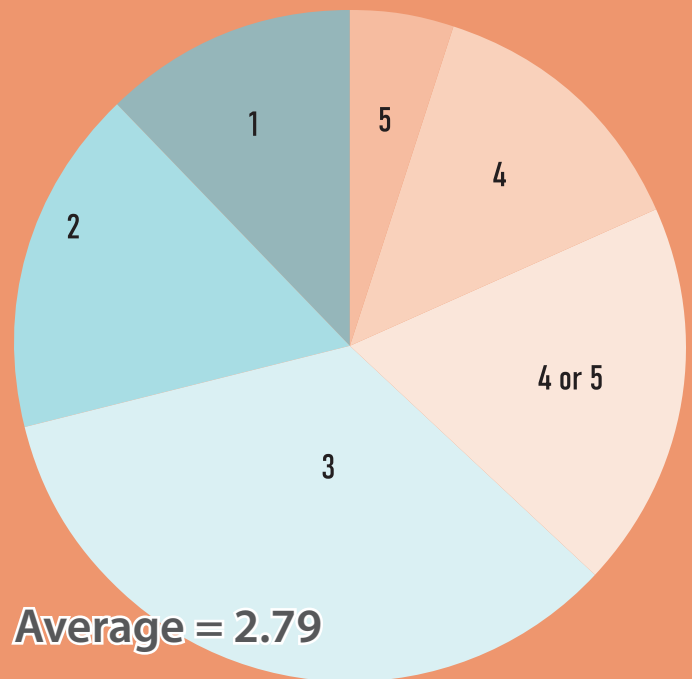
When by car, where do you park?



When traveling by bike or on foot, what route do you take?


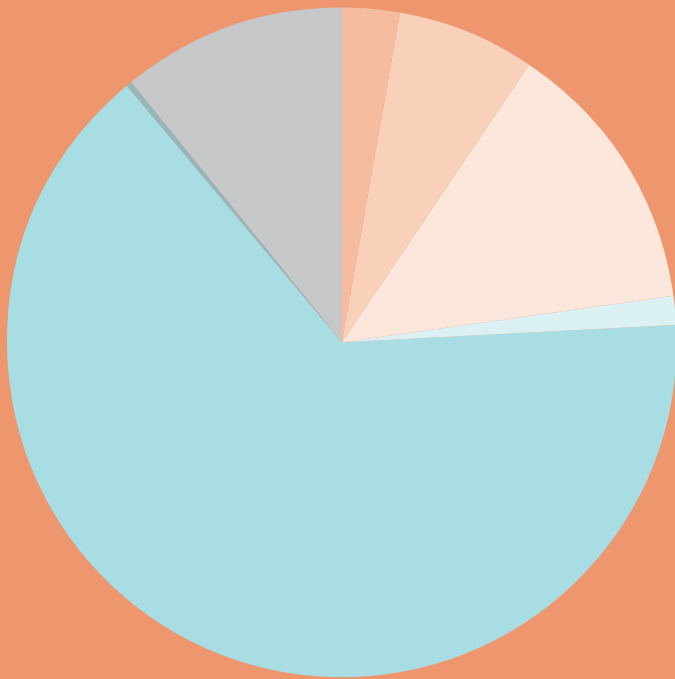


Rate your feeling of safety when you are in Downtown:

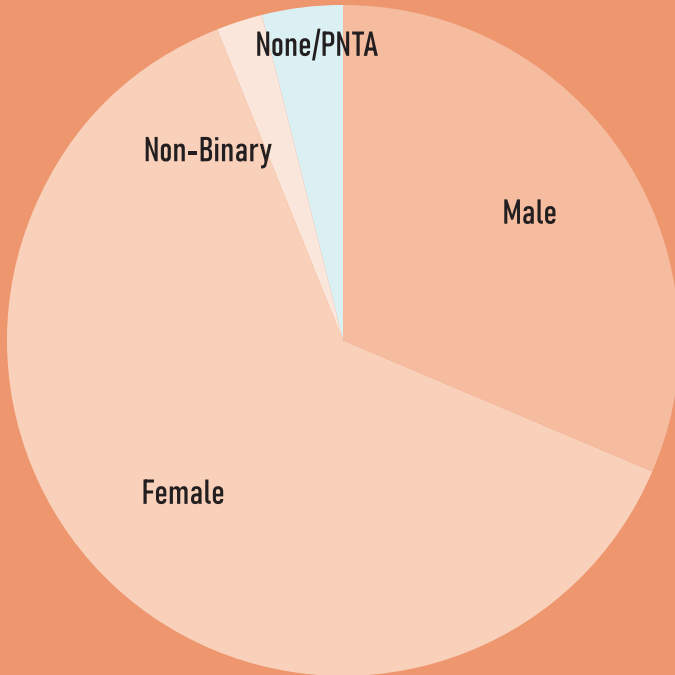


SURVEY RESULTS

Racial Identity



Gender Identity



Where did you graduate high school?



Elyria HS
79 Responses



Elyria Catholic HS
79 Responses



**Lorain County
Community College**
79 Responses

SURVEY RESULTS

Where do you live?

# of Responses & Top Locations	
65	Southern Elyria
97	Northern Elyria
65	Western Elyria
84	Eastern Elyria
13	Lorain
4	Amherst
2	Sheffield
2	North Ridgeville
0	Oberlin
49	Other:

Where do you work?

# of Responses & Top Locations	
26	Southern Elyria
28	Northern Elyria
22	Western Elyria
22	Eastern Elyria
13	Lorain
2	Amherst
3	Sheffield
9	North Ridgeville
5	Oberlin
105	N/A (Not Applicable)
131	Other:
3	Cleveland

