



# 2022 Parks & Recreation Master Plan Update

December, 2022





# ACKNOWLEDGMENTS

## 2022 Elyria Parks and Recreation Master Plan Update Elyria, Ohio

Mayor - Frank Whitfield  
Safety Service Director - Kevin Brubaker  
Assistant Safety Service Director - Tim Williams

### City Council

Michael J. Lotko III, Clerk of Council  
Victor F. Stewart III, President  
Thomas G. Callahan, Majority Leader  
Andrew C. G. Lipian, Council Member, Ward 1  
Brenda K. Davis, Council Member, Ward 2  
Maurice Corbin III, Council Member, Ward 3

Kenny Oswald, Council Member, Ward 4  
Diane Simmons, Council Member, Ward 5  
Donna Mitchell, Council Member, Ward 6  
Jack W. Cerra, Council Member, Ward 7  
Phillip Tollett, Council at Large  
Chad Schneider, Council at Large

### Parks and Recreation Board

Sam Battle, Chairperson  
John Hammond, Vice Chairperson  
Gina Kilgore

Stacey Francis  
Maggie Lieux  
Tami White-Martinak, Secretary

### Carrie Reardon, Parks and Recreation Director

### Consultant Team



2360 Chauvin Drive  
Lexington, Kentucky 40517  
(859) 268-1933 VOICE  
(859) 268-3341 FAX  
Project No. 20103  
December, 2022

Patrick D. Hoagland, ASLA, Principal in Charge  
Keith Rodenhauer, AICP, GISP, SITES AP, Senior Planner  
Tom O'Rourke, Recreation Consultant  
Nancy Nozik, Architect  
Darrell Douglas, Landscape Architect  
Lynda Gates, Administrative Assistant

---

DRAFT

# EXECUTIVE SUMMARY

The last Parks and Recreation Master Plan for the City of Elyria was completed in October of 2016. The recommendations from this Master Plan were used to guide the Capital Improvements that were included through funding from Issue 6. It is the goal of this Master Plan update process to evaluate the accomplishments which resulted from the 2016 plan and the funding of Issue 6, document the changes which have happened since 2016, and to provide additional public engagement to lead the next several years of Capital Improvements and improvements to delivery of services.

Some of the key priorities from the 2016 Master Plan are listed below. These are not listed in any order of Priority.

- Upgrade existing parks
- New walking and biking trails and connectivity
- New programs for teens and seniors
- Upgrade athletic fields
- Splashpads
- New outdoor Family Aquatic Center
- Indoor pool
- Land for parks and open space
- New Community Centers
- New outdoor parks and facilities
- Additional gymnasium space and indoor courts
- Fitness Programs
- Community events and concerts
- Dog Parks
- Online registration

## Park Upgrades Since 2016

Some of the key accomplishments which have been achieved since the completion of the 2016 Master Plan are listed on the last page of this Executive Summary.

## Major Projects Yet to Complete from the 2016 Master Plan.

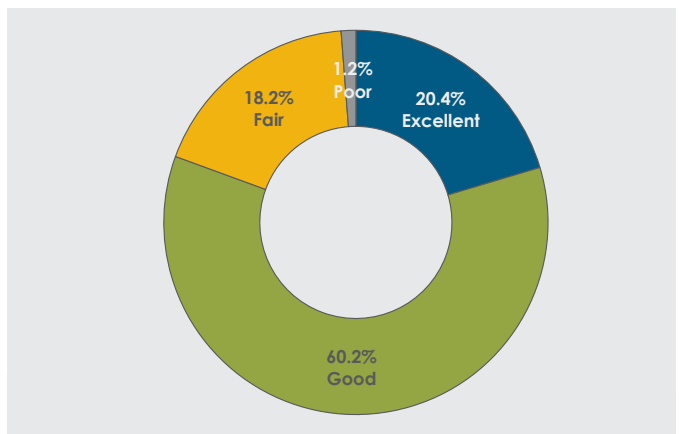
The table in the last page identifies some of those key elements which were discussed in the 2016 plan that have not yet been accomplished.

## WHAT THE CITIZENS TOLD US

**Open House** - The public engagement for this update started with an Open House at the South Park Recreation Center on October 12, 2020. Over 100 people attended this Open House for which Mayor Whitfield provided an introduction, Mr. Patrick Hoagland of Brandstetter Carroll provided an overview of the Master Plan Update process, and then the residents in attendance visited several stations around the perimeter walls of the Recreation Center with stations for various parks and potential improvements. The results can be found in Chapter 2.

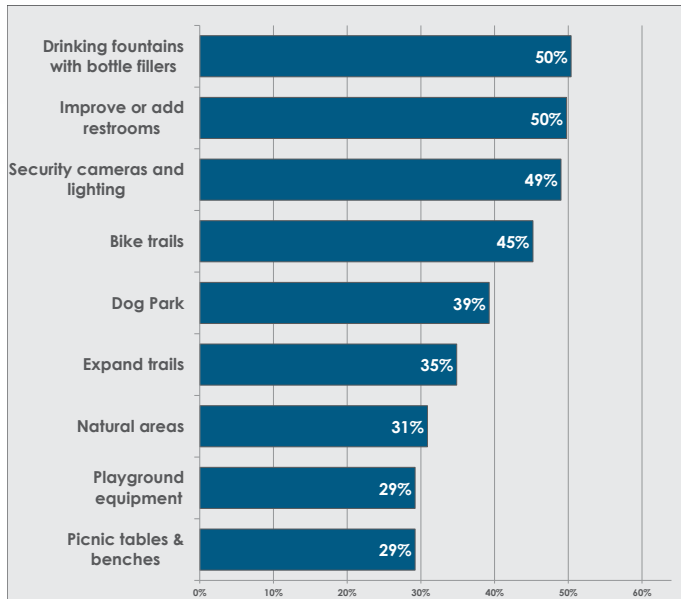
**Survey** - A new survey was prepared to provide input from residents as a follow-up to the one that was included in the 2016 Master Plan. Several of the questions were very similar so that the results can be compared. A web-based and handout survey was prepared, distributed, and completed in the fall of 2020 and spring of 2021. A total of 853 responses were provided. This section of text provides a summary of the results of that survey. A more detailed summary is included in Chapter 3 and the full results are included in Appendix B. Below are a few graphics from the survey results.

### Condition of Parks

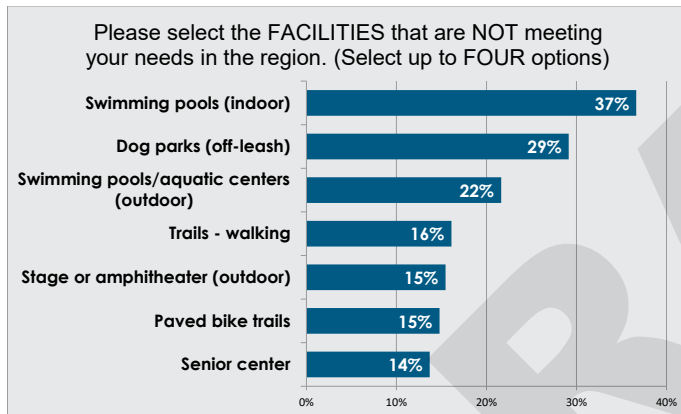




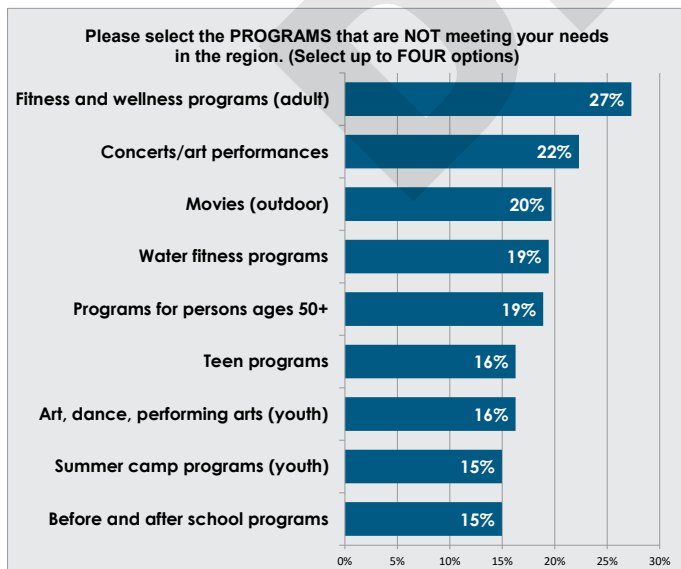
## Upgrades to Existing Parks - Top Responses



## Unmet Facility Needs



## Unmet Program Needs



## MIND MIXER ONLINE ENGAGEMENT

The Consultants also had an Online Engagement Platform which was hosted through Mind Mixer. This received 1,156 page views and had 60 participants overall.

### 1. Favorite Programs

Participants were asked to identify those program types that are their most favorite with the top six including:

- Youth Discovery Camps and Programs at 21%
- Youth Sports and Camps at 20%
- Special Events and Parades at 20%
- Senior Programs at 16%
- Adult Sports at 12%
- Adult Fitness at 12%.

### 2. Improvements to the Parks and Recreation System

Respondents were asked if they had a magic wand, what one thing would they change to improve parks and recreation in Elyria. The following are some of the key suggestions.

- Access to parks from neighborhoods
- Indoor pools
- Bring back the programs
- Higher level of athletic programs
- Year-round ice and studio ice
- Extended use of the ice rink
- Skate parks

### 3. Parks and Facilities Improvements

The respondents were asked to identify the improvements they would like to see to the parks and facilities and the following were noted.

- Community Gardens
- Drop-In Classes
- Dog Parks
- Outdoor Play for Kids
- All Season Ice Rink
- Indoor Pool and Swim Team and Lessons
- Playgrounds and Spraygrounds
- Large Picnic Pavilion
- Smaller Shelters

---

#### 4. Trails and Natural Areas

Respondents were asked to identify how they would like to see improved trails and natural areas in the city, following are the comments.

- Better and more trails and natural areas
- More trash containers
- Paved paths connecting parks to neighborhoods
- Better and accessible trails

### **PARKS PLAN FOR EQUITY**

The goal of this Master Plan Update is to move towards equity among the various quadrants of the City of Elyria. It is not intended that the facilities and programs offered be the same in each quadrant of the community, but there would be a variety of facilities and opportunities in each area with several unique or larger facilities. These would then be supplemented by the neighborhood parks and other parks throughout the community to provide close to home opportunities for residents.

The recommendations to accomplish the equitable distribution of facilities throughout the city include the following major existing and proposed components at each of the Community Parks.

#### 1. East Park

- Recreation Center
- Modern Outdoor Family Aquatic Center
- Large Playground, Walking Trails

#### 2. North Park

- Ice Rink
- Baseball Themed Splash Pad
- Baseball/Softball Fields
- Playground

#### 3. West Park

- Recreation Center
- Splashpad
- Perimeter Walking Trails
- Pickleball Courts
- Skate Park
- Large All-Access Playground
- Oakwood Community Center to provide a wide variety of recreational, social, and cultural activities

#### 4. South Park

- The largest of the Recreation Centers
- Splashpad
- Walking Trails
- Picnic Areas
- Large Multi-Purpose Fields

These major facilities, in conjunction with those offered at Cascade Park, Hilltop Park, and Elywood Forest provide an equitable distribution of facilities and access to unique facilities throughout the City of Elyria.

The Master Plan Update concludes with recommendations for each Community Park and then the Capital Project Cost Estimates for all parks.



## City of Elyria

### Projects Completed Since 2016 Elyria Parks and Recreation

#### Community Parks

##### East Park

Paved Walkways  
Restroom building  
New playground  
New shelter (out to bid)  
Resurfaced Parking  
East Park Tree Analysis  
New basketball goals & resurfaced court  
Security cameras  
Wi-Fi hotspots

##### South Park

New Splash Pad  
Replace Playgrounds  
New trail  
Upgrade tennis court and fencing  
Repaved main entry road  
  
Repaved parking  
Pool demolition  
Landscaping  
Security cameras  
Wi-Fi hotspots  
New Maintenance/Storage Garage  
Perimeter trail in progress

#### Community Parks

##### West Park

New splash pad  
Recreation Center renovations  
Repaved parking lots  
Restroom/shelter building at splash pad  
Soccer field drainage improvements  
Pool demolition  
Landscaping  
Wi-Fi hotspots  
Security cameras  
Acquired Oakwood School

##### North Park

Ice rink building improvements  
Ice rink compressor  
Ice rink new locker rooms  
Resurfaced paving at entry and half of parking lot at Rink entry  
Security cameras  
Wi-Fi hotspots

#### Parks and Recreation Department

New Parks & Rec Maintenance Complex  
Implement online registration  
New vehicles (Trucks, plows, mowers, etc.)  
Upgraded concrete at various parks

#### Neighborhood Parks

##### Hilltop Park

New playground  
Resurfaced parking  
Pickleball Courts  
Dog Park (in progress)  
Upgrade tennis courts - fencing and surfacing  
Replaced shelters  
Upgraded restroom  
Upgraded Basketball Courts

#### Mini Parks

##### Abbe Road Park

New basketball court & goals

##### Washington Village Park

New playground  
Basketball - Replaced goals and resurfaced court  
Paved parking

#### Special Use Parks

##### Ely Square

New fountain and Plaza

##### Finwood Estate

Upgrade home HVAC

Brandstetter Carroll Inc.

1



## City of Elyria

### Projects to be Completed Elyria Parks and Recreation

#### Community Parks

##### East Park

Family Aquatic Center  
Rec Center HVAC (In progress)  
Pool demolition  
Pickleball  
Rec Center sidewalks  
Second basketball court  
Landscaping  
Replace outdoor fitness

##### South Park

T- Ball Field  
Multi-Purpose Fields  
West picnic shelter  
West restroom and utilities  
Replace tennis lighting  
Expand Rec Center

##### North Park

Splash Pad  
New playground (December 2022)  
Pool demolition  
Landscaping  
Female locker rooms (In progress)

#### Parks and Recreation Department

ADA Accessibility Assessment  
Signage and Branding  
City-wide Trail Improvements  
New Pocket Parks/Neighborhood Parks  
Amphitheater/Band Stand

#### Community Parks

##### West Park

Softball field lighting replacement  
New playground  
Perimeter Trail-(Grant)  
Restroom - (Grant)  
Pickleball - (Grant)  
Pave spectator areas  
Outdoor fitness equipment  
New HVAC (In progress)

#### Neighborhood Parks

##### Academy Court

Soccer Complex  
Parking  
Playground  
Perimeter trail  
Basketball court  
Drinking fountains  
Shelters  
Walkways  
Utilities  
Restroom

##### Hilltop Park

Security cameras  
Wi-Fi hotspots  
Walkways

#### Mini Parks

##### Abbe Road Park

New playground (November 2022)  
Walkways

##### Bell Ave. Tot Lot

New playground (November 2022)  
Landscaping  
Walkways

##### Washington Village Park

Walkways

#### Special Use Parks

##### Ely Square

Irrigation expansion/Upgrade

##### Finwood Estate

Restroom/shelter with utilities  
Boardwalk at wetland  
Widen entry road  
Overlook  
Perimeter trail - 1.1 miles  
Develop Burns Road Area - Picnic area

#### Nature Parks/Open Space

##### Black River Audubon Park

Gazebo, overlook, signage, landscaping

##### Finwood Forest

New footbridges  
Trail upgrades

Brandstetter Carroll Inc.

1



# TABLE OF CONTENTS

<b>1</b>	<b>PLANNING CONTEXT .....</b>	<b>1</b>
1.1	Introduction.....	1
1.2	Park Upgrades Since 2016.....	2
1.3	Major Projects Yet to Complete from the 2016 Master Plan. ....	2
1.4	How to Fund Priority Projects.....	3
<b>2</b>	<b>PUBLIC ENGAGEMENT .....</b>	<b>5</b>
<b>3</b>	<b>SURVEYS .....</b>	<b>9</b>
3.1	Participant Location .....	9
3.2	Park Visitation.....	10
3.3	Parks and Facilities Visited.....	10
3.4	Frequency of Park Visitation .....	10
3.5	Park Condition .....	11
3.6	Program Participation.....	11
3.7	Facility Needs.....	12
3.8	Unmet Facility Needs .....	13
3.9	Unmet Program Needs .....	13
3.10	Reasons for Not Using Park Facilities and Programs .....	13
3.11	Preferred Method to Learn of Activities.....	15
3.12	Survey Demographics .....	15
3.13	Race and Ethnicity.....	15
3.14	Mind Mixer Online Engagement .....	16
<b>4</b>	<b>RECOMMENDED IMPROVEMENTS.....</b>	<b>19</b>
4.1	Parks Plan for Equity .....	19
4.2	Individual Park Recommendations .....	20
4.3	Capital Project Costs .....	29
<b>5</b>	<b>PROGRAMS RECOMMENDATIONS .....</b>	<b>37</b>
5.1	Current Programs .....	37
5.2	Programs to be Added in 2023.....	39
5.3	Programs that Department is Working Towards Offering in the Future.....	39
	<b>APPENDIX A - PARKS AND RECREATION OPEN HOUSE .....</b>	<b>A-1</b>
	<b>APPENDIX B - WEB SURVEY RESULTS.....</b>	<b>B-1</b>
	<b>APPENDIX C - STAKEHOLDER MEETING SUMMARY .....</b>	<b>C-1</b>
	<b>APPENDIX D - SOUTH ELYRIA POCKET PARK ENGAGEMENT SUMMARY .....</b>	<b>D.1</b>

---

## List of Tables

Table 1.1: Park Upgrades Since 2016 .....	3
Table 1.2: Yet to Complete Projects .....	4
Table 4.1: Capital Project Cost Estimates.....	29

## List of Figures

Figure 3.1: Closest Park to Respondents .....	9
Figure 3.2: Elyria Parks Visitation .....	9
Figure 3.4: Frequency of Visitation to Parks .....	10
Figure 3.3: Park Facilities Visited in the Past 2 Years .....	10
Figure 3.7: Programs Used .....	11
Figure 3.5: Condition of Parks.....	11
Figure 3.6: Participation in Programs.....	11
Figure 3.8: Quality of Programs .....	12
Figure 3.9: Upgrades to Existing Parks - Top Responses.....	12
Figure 3.10: Unmet Facility Needs.....	13
Figure 3.11: Unmet Program Needs .....	14
Figure 3.12: Reasons for Not Using Parks, Facilities, and Programs .....	14
Figure 3.13: Preferred Method to Learn of Activities .....	15
Figure 3.14: Survey Demographics - Age of Household Members.....	16
Figure 3.15: Race and Ethnicity .....	16
Figure 3.16: Favorite Programs.....	18
Figure 4.1: Modern Outdoor Family Aquatic Center .....	21
Figure 4.2: East Park Concept 1 .....	22
Figure 4.3: East Park Concept 2.....	23
Figure 4.4: North Park Splash Pad Concept Plan.....	24
Figure 4.5: South Park Concept Plan .....	26
Figure 4.6: West Park Concept Plan.....	27
Figure 4.7: Academy Court Concept Plan .....	28

## PLANNING CONTEXT

### 1.1 INTRODUCTION

The last Parks and Recreation Master Plan for the City of Elyria was completed in October of 2016. The recommendations from that Master Plan were used to guide the capital improvements that were included through funding from Issue 6. It is the goal of this Master Plan update process to evaluate the accomplishments which resulted from the 2016 plan and the funding of Issue 6, document the changes which have happened since 2016, and to provide additional public engagement to lead the next several years of Capital Improvements and improvements to delivery of services.

Some of the key priorities from the 2016 Master Plan are listed below. These are not listed in any order of Priority.

- Upgrade existing parks
- New walking and biking trails and connectivity
- New programs for teens and seniors
- Upgrade athletic fields
- Splashpads
- New outdoor Family Aquatic Center
- Indoor pool
- Land for parks and open space
- New Community Centers
- New outdoor parks and facilities
- Additional gymnasium space and indoor courts
- Fitness Programs
- Community events and concerts
- Dog Parks
- Online registration

Several changes have taken place since the Master Plan was completed in 2016. Some of those key elements include:

- The passage of Issue 6 which provided approximately \$1 million dollars per year for Capital Improvements for parks
- Youth Football no longer uses the Academy Court site
- The Little Leagues have consolidated
- Cascade Park has been redeveloped by Lorain County Metro Parks
- There is growth of women's hockey
- Oakwood School has been acquired to be used as a Community Center
- Growth continues in the western portion of the City
- The schools have been redeveloped and some sites have been vacated which previously provided park facilities
- Brandstetter Carroll Inc. prepared an Outdoor Family Aquatic Center Feasibility Study in 2018

## 1.2 PARK UPGRADES SINCE 2016

Some of the key accomplishments which have been achieved since the completion of the 2016 Master Plan are listed below. A comprehensive list is included on Table 1.1.

- Splashpads installed at South and West Parks
- New playgrounds at East, South, Hilltop, and Washington Village Parks
- Outdoor trails installed at South and East Parks
- Restroom installed at East Park
- New Recreation Center flooring at East and West Parks
- Ice rink upgrades including building improvements, ice rink compressor, and locker rooms
- Wi-Fi and security camera installation at South, East, West, and North Parks
- New/upgraded outdoor basketball courts at East, South, Abbe Road Park and Washington Village Park
- Pickleball and tennis court installation/upgrade at South and Hilltop Parks
- Re-surfaced parking lots at East, South, West, North, Hilltop, and Washington Village Parks
- New shelter/restroom upgrade and a Dog Park at Hilltop Park
- Other projects include a new Maintenance Complex, vehicles, online registration, and the new fountain and plaza in Ely Square

## 1.3 MAJOR PROJECTS YET TO COMPLETE FROM THE 2016 MASTER PLAN.

The following are some of those key elements which were discussed in the 2016 plan that have not yet been accomplished.

- An Outdoor Family Aquatic Center at East Park
- Splashpad installation at North Park
- Pool demolitions at North and East Parks
- Recreation Center and field expansion at South Park
- Addition and upgrade of basketball courts at East, Academy Court, and Hilltop Parks
- An amphitheater for community performances
- A Women's Locker Room at North Park
- New playgrounds at West, Abbe Road, and Bell Avenue Parks
- Trail installation at West Park and Finwood

- Restrooms at Finwood
- Ely Square irrigation upgrade

It should be noted that a Land and Water Conservation Fund Grant has been awarded to the City for the installation of a perimeter walking trail, pickleball courts, and a restroom building at West Park.

## 1.4 How to Fund Priority Projects

There are a variety of methods and combinations which could be used for the implementation of those projects that are not yet completed. Some of those include:

- Issue 6
- Community Development Block Grant (CDBG)
- Grants
- ARPA Funds
- Sponsorship and naming rights
- Private/foundations

**Table 1.1: Park Upgrades Since 2016**



<div>  <div> City of Elyria </div> </div>		
<div> <div>Projects Completed Since 2016</div> <div>Elyria Parks and Recreation</div> </div>		
Community Parks	Community Parks	Neighborhood Parks
<b>East Park</b> Paved Walkways Restroom building New playground New shelter (out to bid) Resurfaced Parking East Park Tree Analysis New basketball goals & resurfaced court Security cameras Wi-Fi hotspots	<b>West Park</b> New splash pad Recreation Center renovations Repaved parking lots Restroom/shelter building at splash pad Soccer field drainage improvements Pool demolition Landscaping Wi-Fi hotspots Security cameras Acquired Oakwood School	<b>Hilltop Park</b> New playground Resurfaced parking Pickleball Courts Dog Park (in progress) Upgrade tennis courts - fencing and surfacing Replaced shelters Upgraded restroom Upgraded Basketball Courts
<b>South Park</b> New Splash Pad Replace Playgrounds New trail Upgrade tennis court and fencing Repaved main entry road Repaved parking Pool demolition Landscaping Security cameras Wi-Fi hotspots New Maintenance/Storage Garage Perimeter trail in progress	<b>North Park</b> Ice rink building improvements Ice rink compressor Ice rink new locker rooms Resurfaced paving at entry and half of parking lot at Rink entry Security cameras Wi-Fi hotspots	<b>Mini Parks</b>
		<b>Abbe Road Park</b> New basketball court & goals
		<b>Washington Village Park</b> New playground Basketball - Replaced goals and resurfaced court Paved parking
		<b>Special Use Parks</b>
		<b>Ely Square</b> New fountain and Plaza
		<b>Finwood Estate</b> Upgrade home HVAC
	<b>Parks and Recreation Department</b> New Parks & Rec Maintenance Complex Implement online registration New vehicles (Trucks, plows, mowers, etc.) Upgraded concrete at various parks	



Table 1.2: Yet to Complete Projects

<div>  <div> City of Elyria </div> </div> <div> Projects to be Completed Elyria Parks and Recreation </div>		
Community Parks	Community Parks	Mini Parks
<b>East Park</b> Family Aquatic Center Rec Center HVAC(In progress) Pool demolition Pickleball Rec Center sidewalks Second basketball court Landscaping Replace outdoor fitness	<b>West Park</b> Softball field lighting replacement New playground Perimeter Trail-(Grant) Restroom - (Grant) Pickleball - (Grant) Pave spectator areas Outdoor fitness equipment New HVAC (In progress)	<b>Abbe Road Park</b> New playground (November 2022) Walkways <b>Bell Ave. Tot Lot</b> New playground (November 2022) Landscaping Walkways <b>Washington Village Park</b> Walkways
South Park	Neighborhood Parks	Special Use Parks
T- Ball Field Multi-Purpose Fields West picnic shelter West restroom and utilities Replace tennis lighting Expand Rec Center	<b>Academy Court</b> Soccer Complex Parking Playground Perimeter trail Basketball court Drinking fountains Shelters Walkways Utilities Restroom	<b>Ely Square</b> Irrigation expansion/Upgrade <b>Finwood Estate</b> Restroom/shelter with utilities Boardwalk at wetland Widen entry road Overlook Perimeter trail - 1.1 miles Develop Burns Road Area - Picnic area
North Park	Hilltop Park	Nature Parks/Open Space
Splash Pad New playground (December 2022) Pool demolition Landscaping Female locker rooms (In progress)	Security cameras Wi-Fi hotspots Walkways	<b>Black River Audubon Park</b> Gazebo, overlook, signage, landscaping <b>Finwood Forest</b> New footbridges Trail upgrades
Parks and Recreation Department		
ADA Accessibility Assessment Signage and Branding City-wide Trail Improvements New Pocket Parks/Neighborhood Parks Amphitheater/Band Stand		

## PUBLIC ENGAGEMENT

The public engagement for this update started with an Open House at the South Park Recreation Center on October 12, 2020. Over 100 people attended this Open House for which Mayor Whitfield provided an introduction, Mr. Patrick Hoagland of Brandstetter Carroll provided an overview of the Master Plan Update process and then the residents in attendance visited several stations around the perimeter walls of the Recreation Center with stations for various parks and potential improvements. For each park, they were asked to list their favorite facilities, what is the most fun, and what should be improved. The results and summary of this Open House Meeting is included in Appendix A. In addition to each of the individual park suggestions, there were also stations for various programming and design ideas, including virtual programming ideas, programming and activity ideas, bike trail and pump track, a City Dog Park, and inclusive/multi ability playground equipment.

Some of the key recommendations for the various parks and facilities from the comments are listed here:

### **Abbe Road Park**

1. Better signage
2. Better parking
3. Drainage improvements

### **Academy Circle Park**

Develop the park with a playground, basketball court, and improved signage

### **Bell Avenue Tot Lot**

1. Better landscaping
2. More picnic tables
3. Signage for age limits

### **Black River Audubon Park**

1. Small picnic shelter
2. Benches

---

## **East Park**

1. Open up the new restrooms
2. A family aquatic center
3. More after-school activities
4. Better and more accessible restrooms and drinking fountains
5. Lighting on the trail
6. Skate park
7. Water stations with bottle fillers
8. Better air conditioning in the Recreation Center
9. A dog park
10. Tennis courts
11. Art classes

## **Ely Square**

1. Need a better place for performances
2. More activities for the elderly

## **Finwood Estate**

1. Improve hiking trails
2. Dog park
3. Drinking fountains near the restrooms (the restrooms have since been upgraded)
4. A basketball court
5. An outdoor stage
6. Restroom improvements

## **North Park**

1. Provide special nights at the pool like they do at the ice rink
2. Update the pool
3. Enclose the rink building
4. Better security and lighting
5. Improve the swim team with more marketing
6. Improve open swim times

## **South Park**

1. Upgrade the splashpad restrooms
2. Bring the swimming pool back
3. More Police patrols
4. Have more league sports
5. Improve the walking trails (in progress)
6. Benches along the new walking path
7. A community history program

## **Washington Village Park**

1. Promote the location with better signage
2. A basketball court

---

## West Park

1. Expand the playground to an all-access playground
2. Provide a paved trail around the perimeter of the park
3. Improve the exercise programs
4. Provide evening programs
5. Upgrade the skate park
6. Bring back the pool and baseball
7. More security and lighting
8. Provide an outdoor performing arts stage
9. Provide a football field
10. Re-open the soccer fields (currently closed due to Covid)

## Programming

1. Education about local nature parks and educational opportunities
2. Programs for seniors on use of technology
3. The history of Elyria
4. Line dancing
5. Family ancestry and history
6. More guided trails and nature programs
7. Computer classes and technology classes
8. Outdoor archery
9. Chair yoga
10. Use schools for social services
11. Partner with youth sports organizations to run programs such as basketball, baseball, ice hockey, etc.
12. Transportation for the programs
13. More nature and botanical programs
14. Lacrosse Program
15. Photography classes
16. Mentoring of students with seniors
17. The Franklin Community Center
18. The Net Basketball
19. Senior recreation
20. Art classes
21. Yoga
22. Gardening and environmental programs for youth
23. Concerts
24. More summer concerts in Ely Square
25. More senior recreation and social events
26. Youth growth/skills such as cooking and carpentry
27. Need a performance space
28. Lunch group meetings
29. Competitive swimming

- 
30. T-ball on the south side
  31. Gardening
  32. Activities for all ages
  33. Education to prevent and reduce obesity, diabetes, and hypertension
  34. After school and gym access for teens
  35. Dog obedience classes
  36. Pickleball
  37. Senior programs such as senior volleyball, line dancing, corn hole, cultural field trips, trips to pro ball games
  38. Educational programming like LCCC

### **Other Potential New Facilities**

1. A bike trail and pump track

There were several very positive comments about this potential topic to support it. There were suggestions with ideas such as water stations, the bike trail, areas for different age groups, at East Park, add this to West Park, provide a bike rental location near the trails, connect all the parks

### **City Dog Park**

1. There were also several positive suggestions for this and locations included downtown, South or West Parks, at East near the Recreation Center, and Hilltop Park and other locations. There were also discussions for areas for large and small dogs.

### **Inclusive/multi-ability playground equipment**

There was much positive support for this as well, with the following comments.

- More wheelchair accessible swings and playgrounds
- Wheelchair swings
- Interactive activities
- Playgrounds in the neighborhoods
- Safety measures to prevent injury and this is definitely needed

### **Stakeholder Meetings**

A series of Stakeholder meetings were held in September of 2021 which included representatives of the city Administration, Parks and Recreation Department, Parks and Recreation Board, Council Members, CDBG Office, and others. The results of these meetings is included in in Appendix C. These meetings provided background and recommendations which are represented in the recommendations of this Master Plan Update.

### **South Elyria Pocket Park Engagement**

The city, Leaders of Today, Lorain County Public Health hosted an event on August 27, 2022 at the proposed pocket park location at 15th Street and West Avenue to engage the community on desired improvements for this new park. Approximately 175 people participated in the engagement. The results can be found in Appendix D.



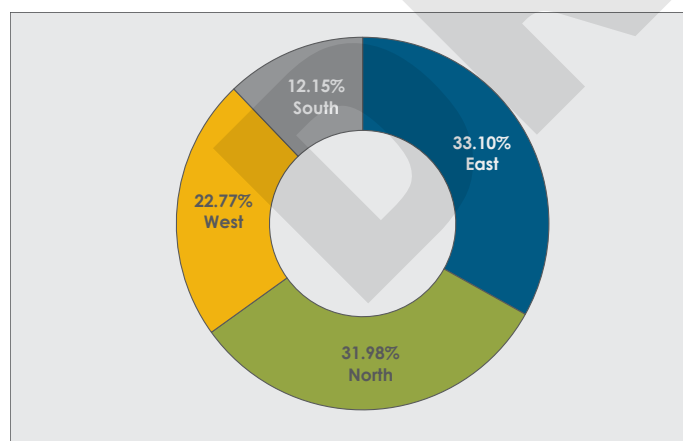
## SURVEYS

A new survey was prepared to provide input from residents as a follow-up to the one that was included in the 2016 Master Plan. Several of the questions were very similar so that the results can be compared. A web-based and handout survey was prepared, distributed, and completed in the fall of 2020 and spring of 2021. A total of 853 responses were provided. This section of text provides a summary of the results of that survey.

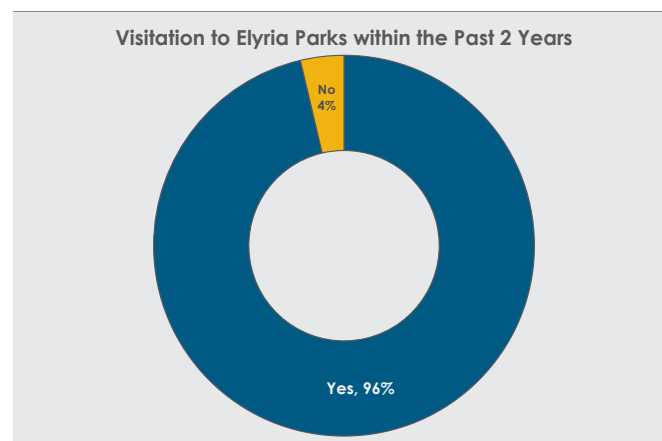
### 3.1 PARTICIPANT LOCATION

Of the surveys, 81% of the respondents lived in the City of Elyria with approximately 33% living closest to East Park, 32% closest to North Park, 23% closest to West Park, and 12% closest to South Park.

**Figure 3.1: Closest Park to Respondents**



**Figure 3.2: Elyria Parks Visitation**



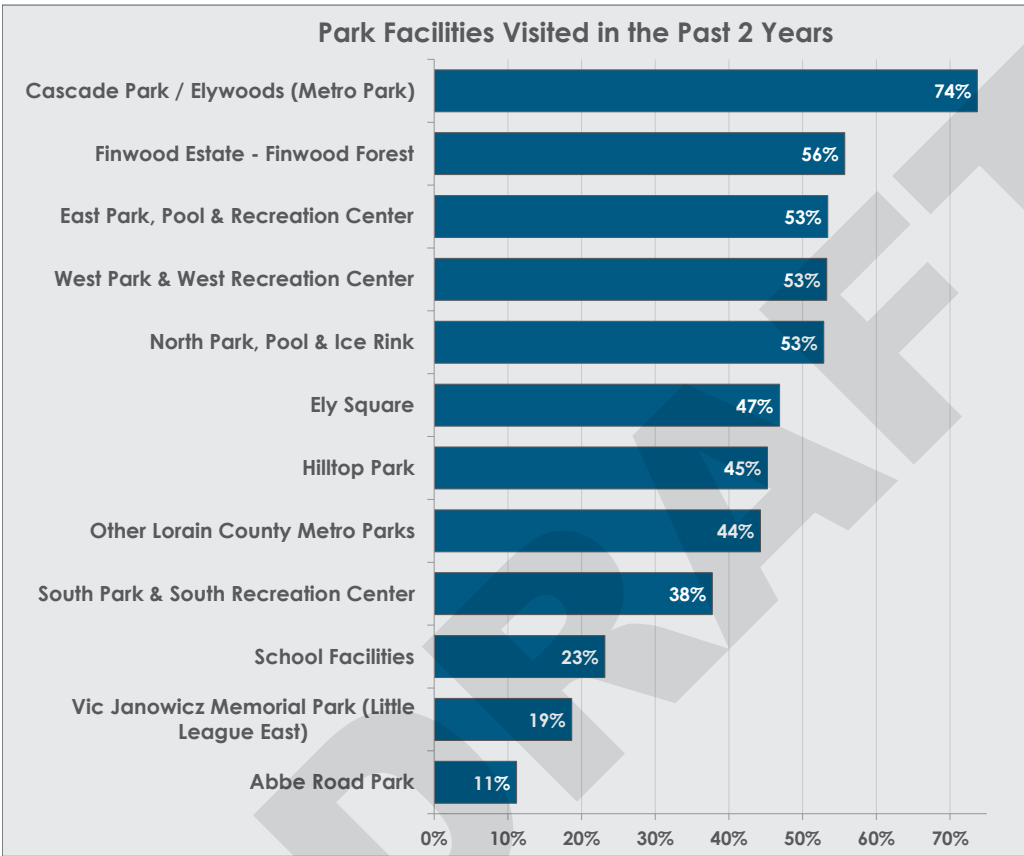
## 3.2 PARK VISITATION

Of those respondents, 96 stated that they have visited a park in the City of Elyria in the two years.

## 3.3 PARKS AND FACILITIES VISITED

Figure 3.3 summarizes the results of the question asking which park people visited the most. Not surprisingly, the parks with more facilities were visited by most people with Cascade Park and Elywoods the highest at 74%, followed by the Finwood Estate and Finwood Forest at 56%, East Park Pool and Recreation Center at 53%, West Park and West Recreation Center at 53%, and North Park Pool and Ice Rink at 53%.

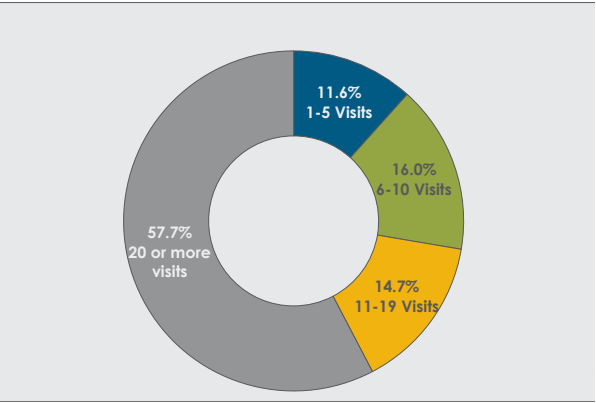
Figure 3.3: Park Facilities Visited in the Past 2 Years



## 3.4 FREQUENCY OF PARK VISITATION

When asked how often they visited the parks in Elyria, it was noted that almost 58% visited parks 20 or more visits in the last year which states that people have been visiting parks at a high degree. This is shown on Figure 3.4.

Figure 3.4: Frequency of Visitation to Parks



### 3.5 PARK CONDITION

Residents were asked to rate the condition of the existing parks. They rated as follows: 20% rated they were in Excellent Condition, 60% in Good Condition, 18% in Fair Condition, and 1% in Poor Condition. This is shown on Figure 3.5.

### 3.6 PROGRAM PARTICIPATION

Figure 3.6 identifies that 66.5% of the respondents stated that they have participated in programs offered by the City of Elyria in the last two years. Figure 3.7 identifies those programs which people stated they used the most with the highest ones including Swim Lessons at 31%, Youth Soccer at 24%, Youth Basketball at 21%, Safety Town at 16%, Ice Skating Lessons at 15%, Youth Volleyball at 20%.

Figure 3.5: Condition of Parks

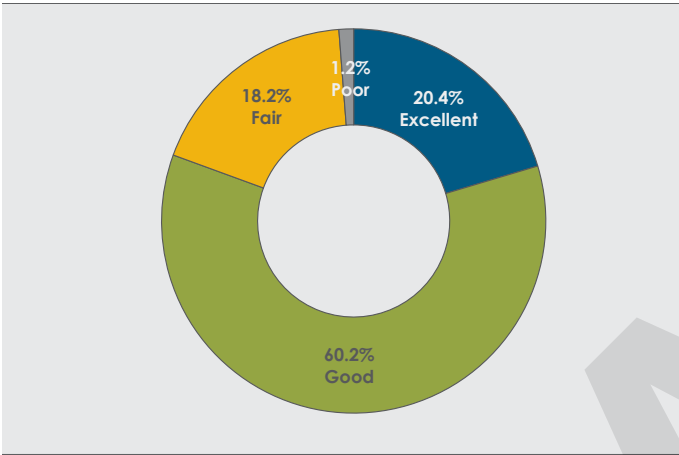


Figure 3.6: Participation in Programs

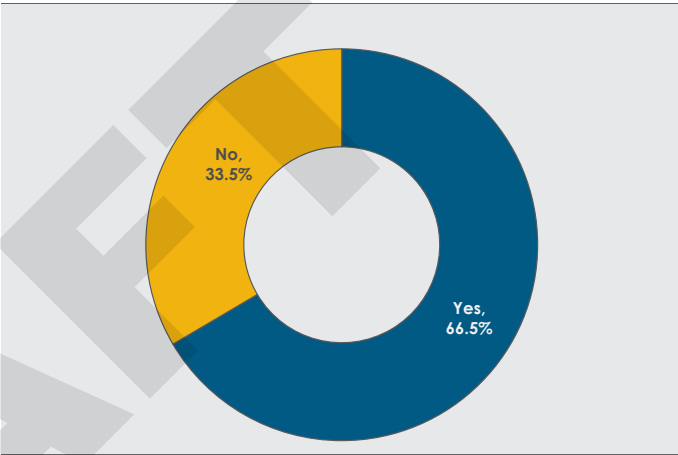


Figure 3.7: Programs Used

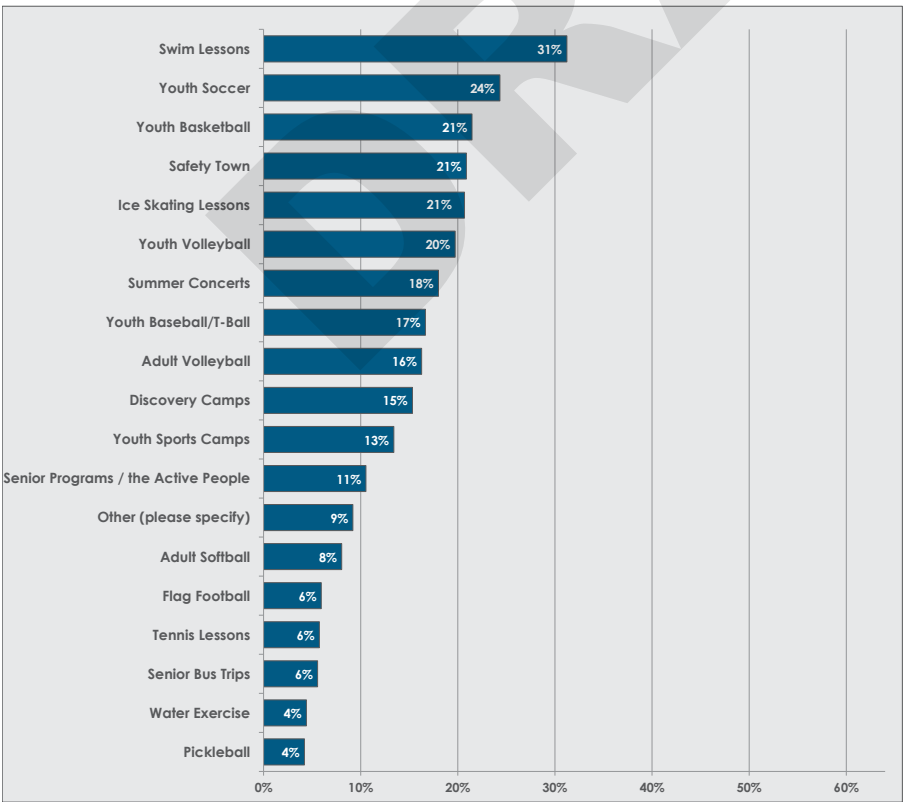


Figure 3.8 identifies the respondents rating of the quality of those programs offered with 45.7% indicating they are Excellent, 44.7% indicating Good, generally indicating satisfaction with the current level of programming.

### 3.7 FACILITY NEEDS

Figure 3.9 summarizes the results of a question which asked respondents to identify those facilities needing upgrades at existing parks with the highest being: Drinking Fountains with Bottle Fillers at 50%, Improve and Add Restrooms at 49.8%, Security Cameras and Lighting at 49%, Bike Trails at 45%, Dog Parks at 39%, Expand Trails at 35%, and others as indicated in the table.

Figure 3.8: Quality of Programs

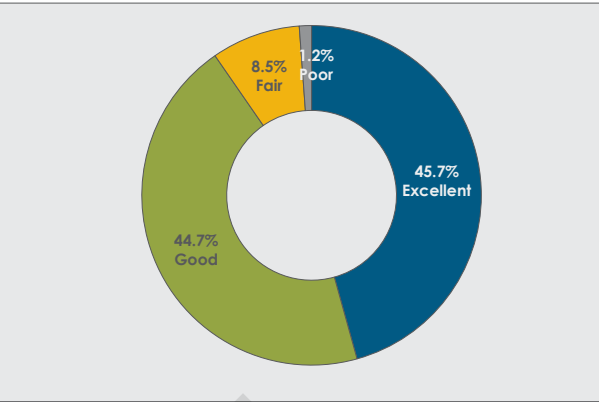
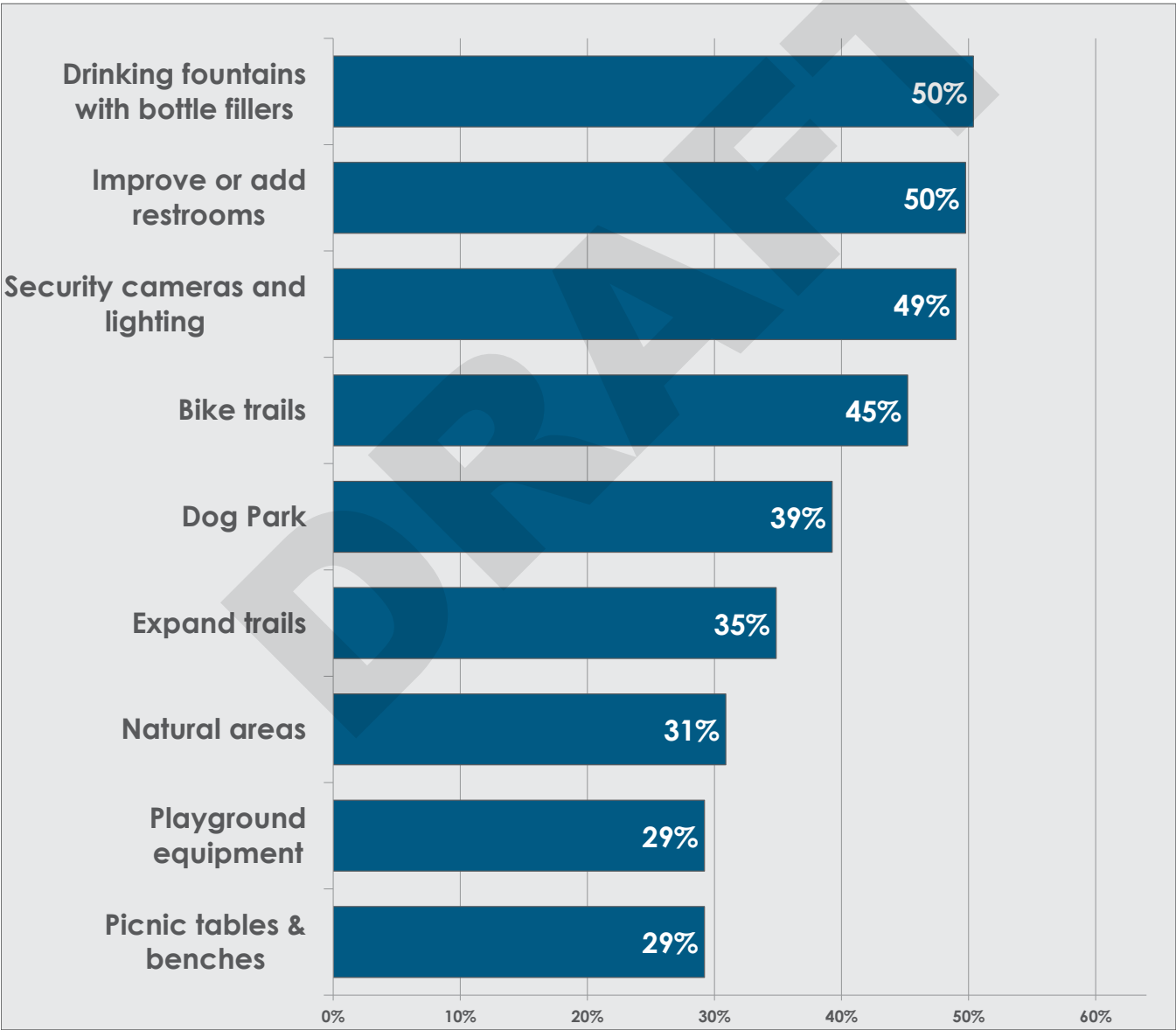


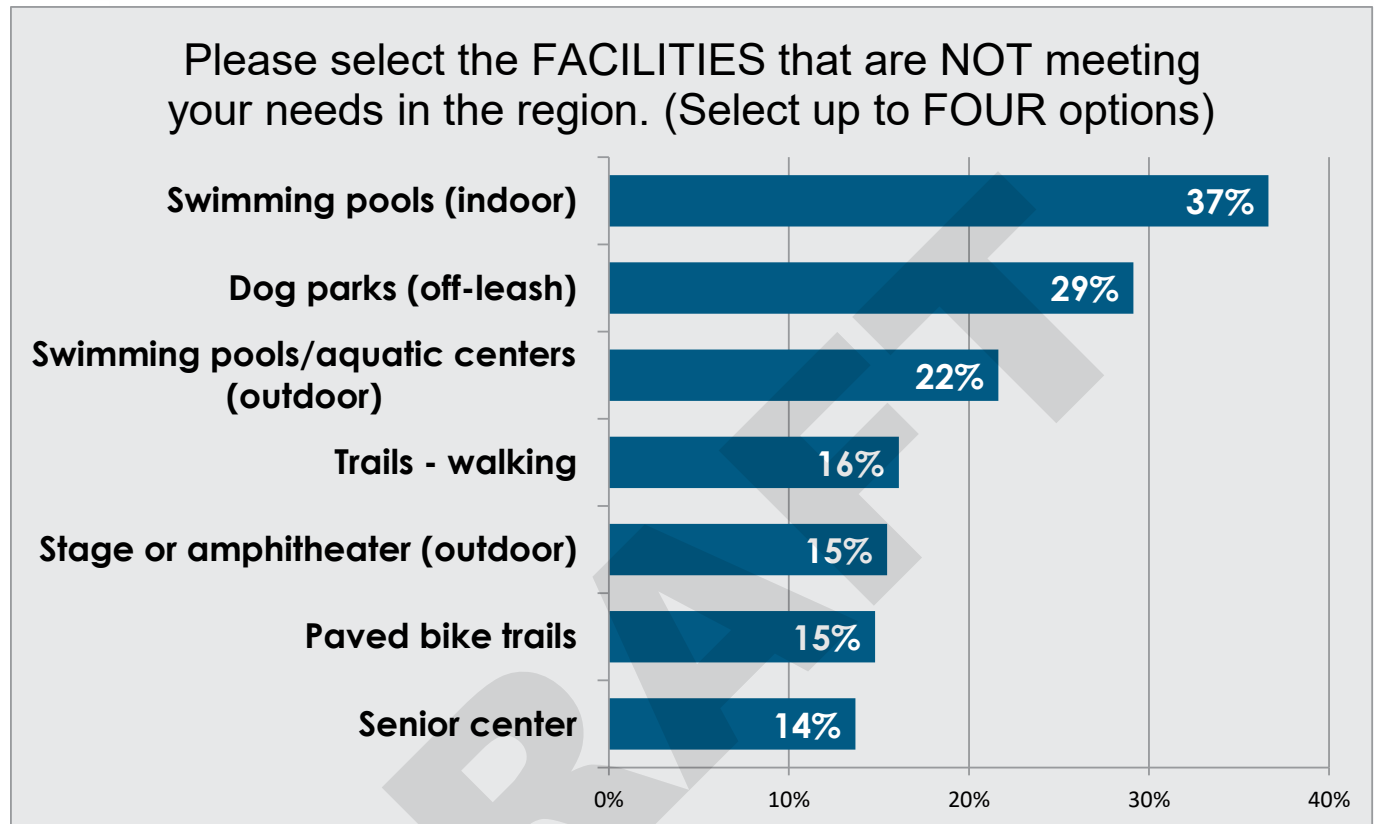
Figure 3.9: Upgrades to Existing Parks - Top Responses



### 3.8 UNMET FACILITY NEEDS

Respondents were asked to identify those facilities which are not currently meeting their needs and were allowed to select up to four. Indoor Swimming Pool was indicated by 37% of the respondents, Dog Parks at 29%, Outdoor Swimming Pools and Aquatic Centers at 22%, Trails for Walking at 16%, Stage or Amphitheater at 15%, Paved Bike Trails at 15%, Senior Center at 14%, and other items as shown on Figure 3.10.

**Figure 3.10: Unmet Facility Needs**



### 3.9 UNMET PROGRAM NEEDS

Respondents were asked to identify the types of programs that their needs are not currently being met and were allowed to select up to four. The main responses to those were Fitness and Wellness Programs for Adults at 27%, Concerts and Art Performances at 22%, Outdoor Movies at 20%, Water Fitness Programs at 19%, Programs for Ages 50+ at 19%, Teen Programs at 16%, Art Dance Performing Arts at 16%, and several others as indicated on Figure 3.11.

### 3.10 REASONS FOR NOT USING PARK FACILITIES AND PROGRAMS

Respondents were asked to identify those reasons that keep them from using the parks' facilities and programs more often. The highest rated item was – Do Not Know What Is Offered at 31%, followed by Security and Safety Concerns at 28%, Facility or Program Is Not Offered at 23%, Do Not Have Time at 20%, and other reasons as shown on Figure 3.12.



Figure 3.11: Unmet Program Needs

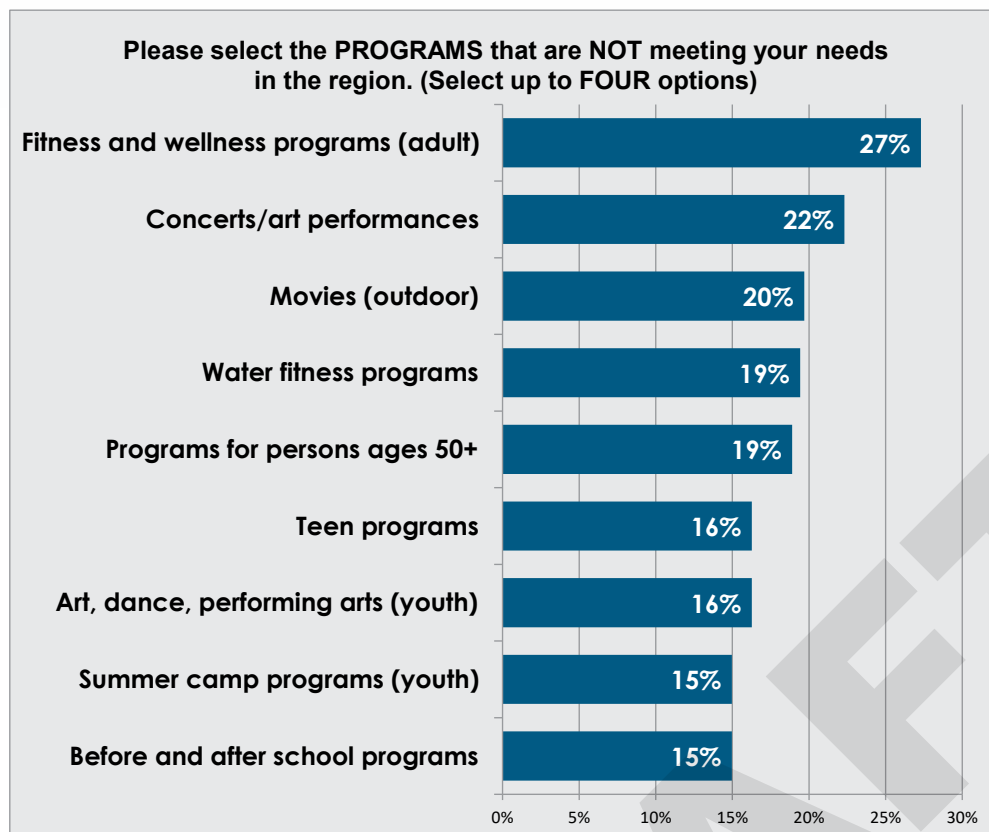
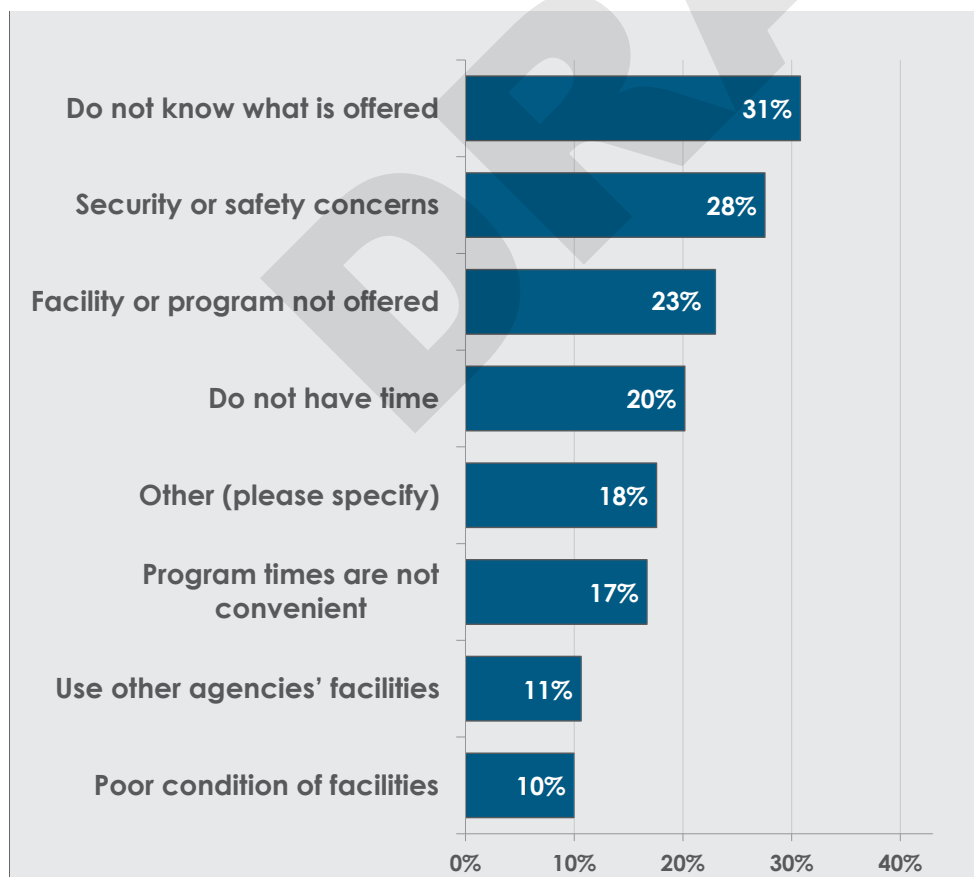


Figure 3.12: Reasons for Not Using Parks, Facilities, and Programs

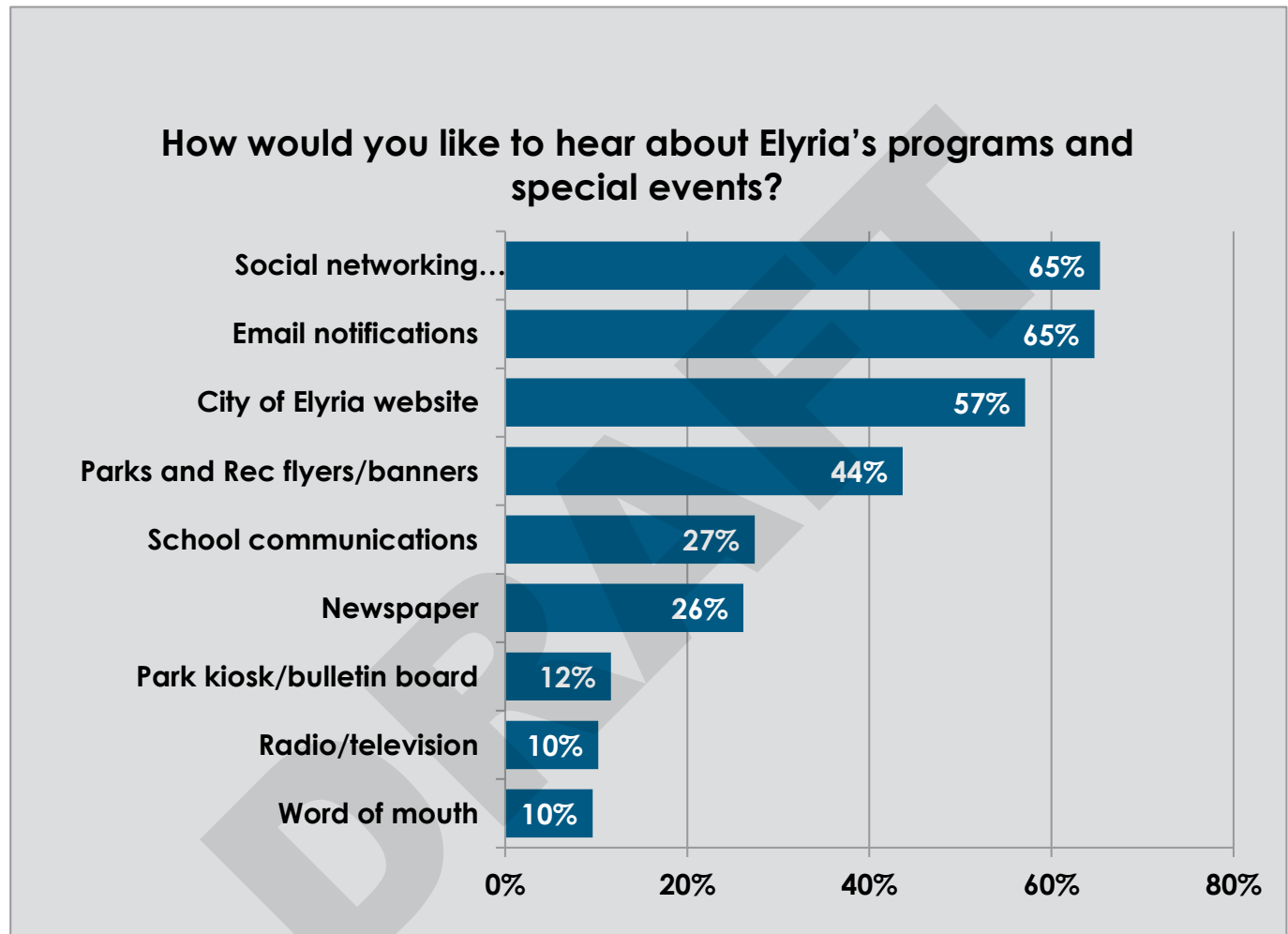


### 3.11 PREFERRED METHOD TO LEARN OF ACTIVITIES

Respondents were asked to identify how they would most like to learn about programs, facilities, and special events in the Community.

The Social Networking and Email Notifications were at the top of the list with 65%, followed by the City of Elyria Website at 57% and Parks and Recreation Flyers at 44%, other potential methods included School communications, Newspaper, and others. These are identified in Figure 3.13.

**Figure 3.13: Preferred Method to Learn of Activities**



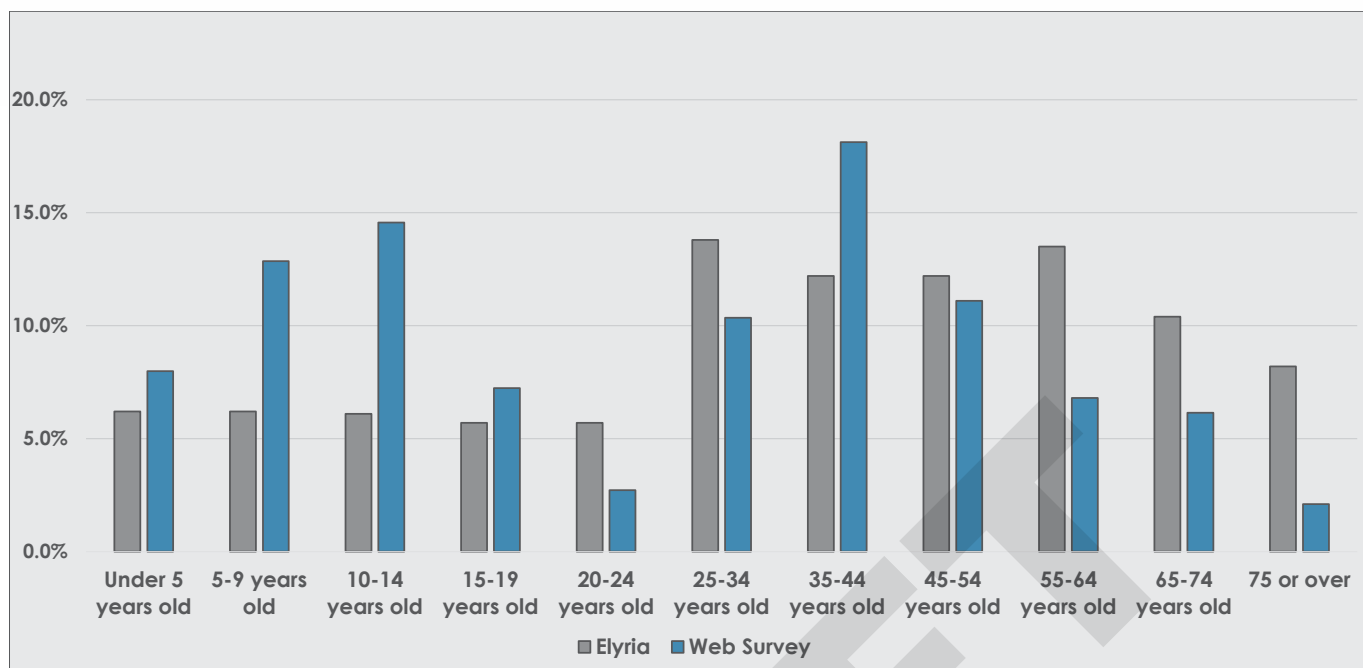
### 3.12 SURVEY DEMOGRAPHICS

Figure 3.14 illustrates a comparison of the age of the household members of those responding households as compared to the actual census data for the City of Elyria. Figure 3.14 illustrates the City of Elyria census information in gray and the web survey respondents in blue. This table generally shows an over-representation for families with children and 35 to 44 year-olds and under-representation for the 25 to 34 year-olds, and those 45 and older.

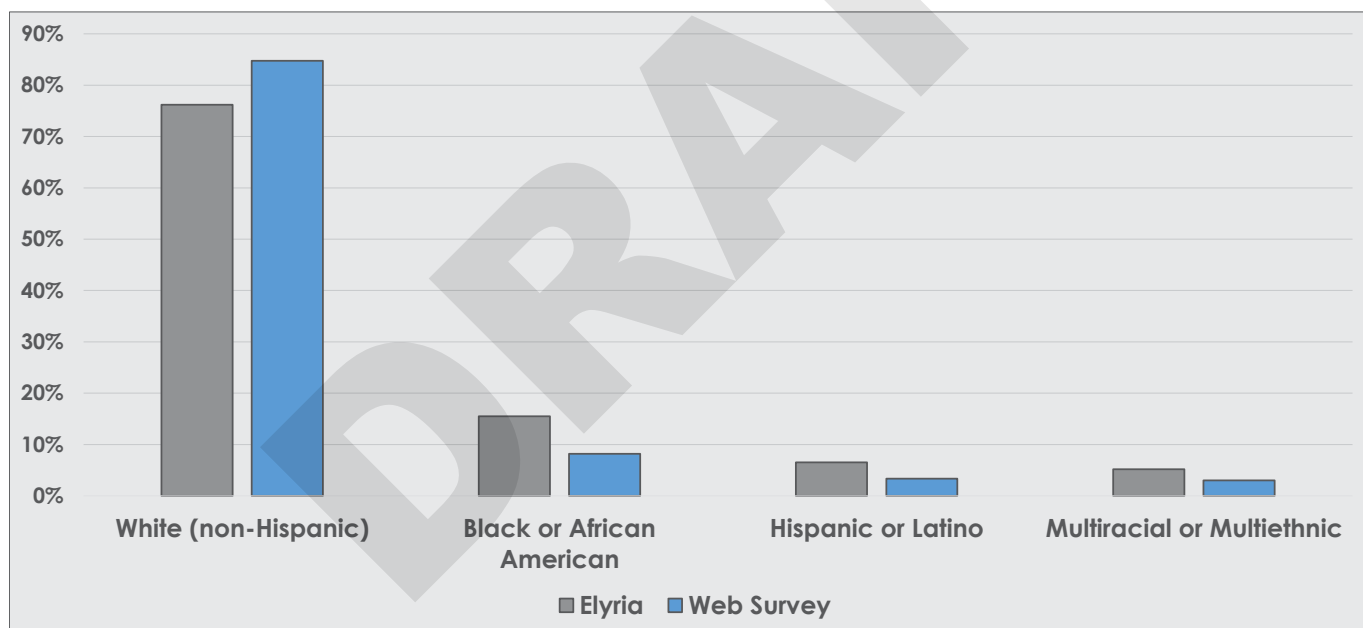
### 3.13 RACE AND ETHNICITY

Figure 3.15 illustrates the race and ethnicity for the respondents to the survey as compared to the US Census information for the City of Elyria which is indicated in gray. This shows a slight over-representation by the white population and a small under-representation of the black and African-American, Hispanic or Latino, or multi-racial, and multi-ethnic populations.

**Figure 3.14: Survey Demographics - Age of Household Members**



**Figure 3.15: Race and Ethnicity**



## 3.14 MIND MIXER ONLINE ENGAGEMENT

The Consultants also had an Online Engagement Platform which was hosted through Mind Mixer. This received 1,156 page views and had 60 participants overall.

### 3.14.1 Favorite Programs

Participants were asked to identify those program types that are their most favorite with the top one being the Youth Discovery Camps and Programs at 21%, Youth Sports and Camps at 20%, Special Events and Parades at 20%, Senior Programs at 16%, Adult Sports at 12%, and Adult Fitness at 12%.

---

### 3.14.2 Improvements to the Parks and Recreation System

Respondents were asked if they had a magic wand, what one thing would they change to improve Parks and Recreation in Elyria. The following are some of the key suggestions.

- Access to parks from neighborhoods
- Indoor pools
- Bring back the programs
- Higher level of athletic programs
- Year-round ice and studio ice
- Extended use of the ice rink
- Skate parks

### 3.14.3 Parks and Facilities Improvements

The respondents were asked to identify the improvements they would like to see to the parks and facilities and the following were noted.

- Community Gardens
- Drop-In Classes
- Dog Parks
- Outdoor Play for Kids
- All Season Ice Rink
- Indoor Pool and Swim Team and Lessons
- Playgrounds and Spraygrounds
- Large Picnic Pavilion
- Smaller Shelters

### 3.14.4 Trails and Natural Areas

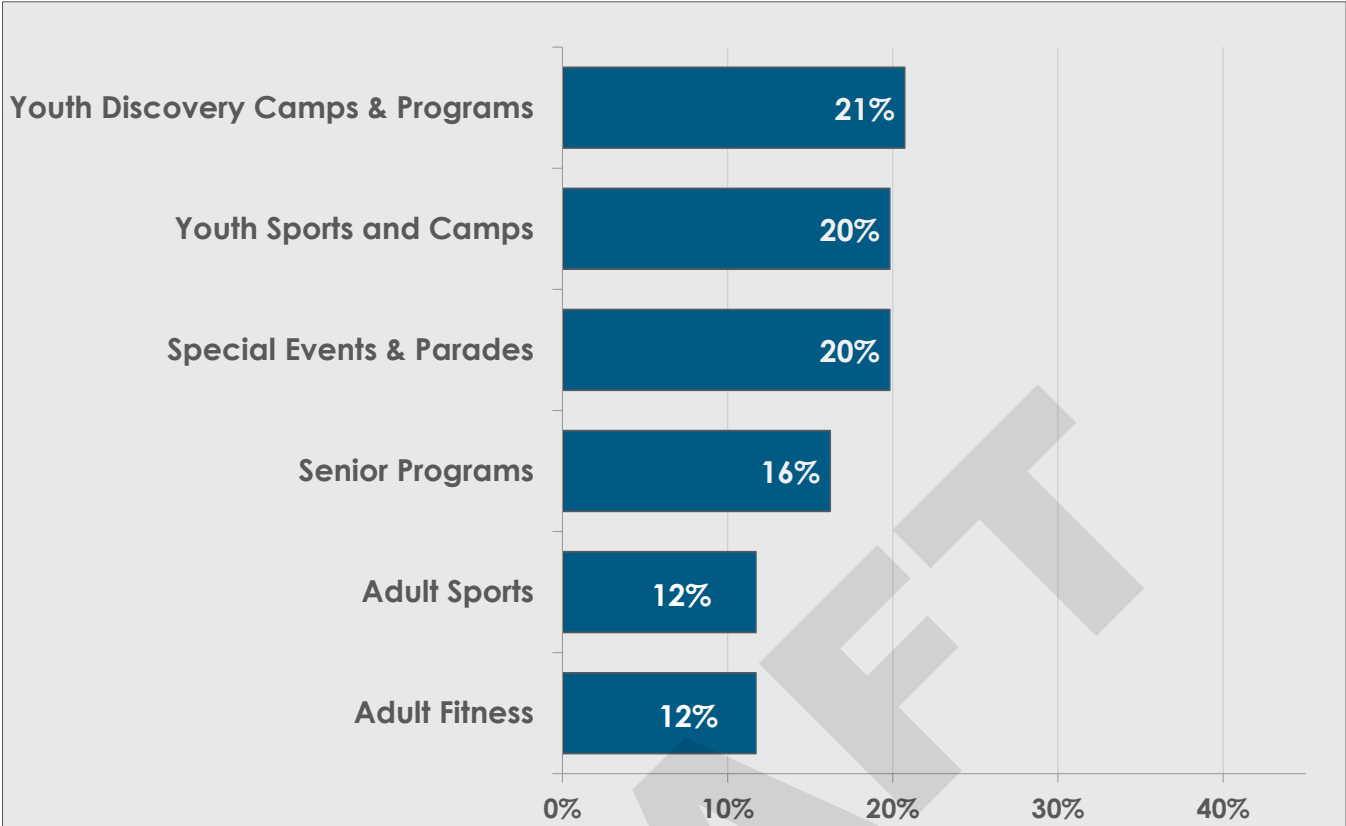
Respondents were asked to identify how they would like to see improved trails and natural areas in the city, following are the comments.

- Better and more trails and natural areas
- More trash containers
- Paved paths connecting parks to neighborhoods
- Better and accessible trails

### 3.14.5 Programs and Events

Respondents were asked to identify improvements to programs and events and the main item listed was more staff to run more programs.

Figure 3.16: Favorite Programs





## RECOMMENDED IMPROVEMENTS

### 4.1 PARKS PLAN FOR EQUITY

This Chapter of the Master Plan Update identifies those recommended projects that will continue toward accomplishing the Vision, Mission, Goals, and Objectives of the 2016 Master Plan. It is enlightened by those changes which have occurred since the completion of the 2016 Master Plan and changes in priorities resulting from changes in Administration, Elected Officials, and staffing, as well as economic conditions.

The goal of the recommendations in this Master Plan Update is to move towards equity among the various quadrants of the City of Elyria. It is not intended that the facilities and programs offered be the same in each quadrant of the community, but there should be a variety of facilities and opportunities in each area with several unique or larger facilities. These would then be supplemented by the neighborhood parks and other parks throughout the community to provide close to home opportunities for residents.

The recommendations to accomplish the equitable distribution of facilities throughout the city include the following major components at each of the Community Parks.

1. East Park
  - Recreation Center
  - Modern Outdoor Family Aquatic Center
  - Large Playground, Walking Trails
2. North Park
  - Ice Rink
  - New Splash Pad
  - Baseball/Softball Fields
  - Playground
3. West Park
  - Recreation Center
  - Splashpad
  - Perimeter Walking Trails
  - Pickleball Courts

- Adult Softball Fields
- Soccer Complex
- Skate Park
- Large All-Access Playground
- Oakwood Community Center to provide a wide variety of recreational, social, and cultural activities

#### 4. South Park

- The largest of the Recreation Centers
- Splashpad
- Walking Trails
- Picnic Areas
- Tennis Courts
- Large Multi-Purpose Fields
- Baseball Fields

These major facilities, in conjunction with those offered at Cascade Park and Elywood Forest and those at Hilltop Park, provide an equitable distribution of facilities and access to unique facilities throughout the City of Elyria.

## 4.2 INDIVIDUAL PARK RECOMMENDATIONS

### 4.2.1 East Park (Figure 4.2)

The main new attraction to be included at East Park would be a modern Outdoor Family Aquatic Center with features as identified in Figure 4.1.

The potential features are shown on Figure 4.1 and illustrated are large slides, climbing walls, water play features, along with zero depth access and other amenities. The reasoning behind the selection of East Park for the implementation of the Family Aquatic Center are the following:

- It has the largest population within a 10 minute walk or 5 minute drive of all of the regional parks.
- When all four pools were in operation, it had the largest attendance by far.
- South and West Parks have new splashpads and there is little room to expand the North Park Pool to provide the needed features to attract the type of attendance this could attract.
- The budget and operations cost of operating the four pools originally, and down to two pools in recent years, is not sustainable. The goal for a long period of time has been to have one large Family Aquatic Center that would appeal to all residents of the City. This will be more sustainable and manageable for the City to operate and with the right design and operations, could recuperate its operating costs. Figures 4.2 and 4.3 provide alternative locations for the development of this Family Aquatic Center. One location would be where the pool is currently located and would have the parking lot expanded on the north side of the Recreation Center to accommodate this facility. The other option is to place the Aquatic Center on the south side of the Recreation Center, which would require additional parking and also relocation of the basketball courts to the location of the current pool. There is more room for the development of the Aquatic Center on the south side of the Recreation Center than on the north side. Either of these concepts will work and Consultants recommend keeping the aquatic facility to the north side of the recreation center to take advantage of the existing utility access. Other proposed features include four pickleball courts and a second basketball court.

### 4.2.2 North Park (Figure 4.4)

Renovations have recently taken place at the North Park Ice Rink. Other factors to be considered for North Park is that the playground is currently in the process of being replaced and upgraded. There is very little room to expand the existing pool, and Little League North has consolidated with the other Little Leagues

and the fields are not used as much as they once were. Therefore, the recommendation is to continue the upgrading of the playgrounds and the ice rink, and develop a new baseball themed splash pad.

**Figure 4.1: Modern Outdoor Family Aquatic Center**

## East Park Family Aquatic Center

A modern facility for the current times





Figure 4.2: East Park Concept 1





Figure 4.3: East Park Concept 2





Figure 4.4: North Park Concept Plan





---

### 4.2.3 South Park (Figure 4-5)

South Park currently has the largest Recreation Center with two gym floors in the city, as well as a relatively new splashpad, and new walking trails that were completed in 2021. In addition, the tennis courts have been renovated. The recommendations for this park are to add an additional ball field near the current field with a paved parking lot and picnic shelter in this area to expand the picnicking opportunities. Another recommendation is to develop the large open field in the southeast corner of the park and where youth football previously took place and use this area for the development of two high quality multi-purpose athletic fields. Ideally, if funding is available, these would be artificial turf fields which would provide a unique facility for this area of the community.

### 4.2.4 West Park (Figure 4-6)

West Park is currently the major hub for adult softball and has the C.R. Hoagland Recreation Center within the site. The current Land and Water Conservation Fund Grant will allow for the development of a perimeter walking trail, four pickleball courts, and a new restroom building. The park also has a recently completed splashpad and picnic shelter adjacent to the skate park. The City's recent acquisition of the Oakwood School allows tremendous opportunity to convert this facility to a true Community Center which offers social, cultural, educational, and senior programs, and dedicated space rather than shared space in the gymnasiums as this is where the current programs are located. This is a tremendous opportunity for the city and for the west side of the community.

Other recommendations for this park include the development of an all-access large playground to serve the western portion of the community and the addition of a second basketball court.

### 4.2.5 Other Park Improvements

The proposed improvements for the neighborhood parks, mini-parks, and special use parks are listed in Table 4.1. The majority of the improvements have been brought forward from the 2016 Master Plan and the costs updated.

One new potential park is located at the corner of West Avenue and 15th Street and adjacent to the Elyria Public Library South Branch. The total site is 0.16 acres. This location could serve as a small neighborhood gathering place with a small playground, picnic shelter, and plaza space. The space could also support programs offered at the adjacent library.

On Saturday, August 27th, Leaders of Today, Lorain County Public Health, and City of Elyria hosted the South Elyria Pocket Park Community Kick-off at 1504 West Avenue, Elyria, Ohio. The event served as a temporary demonstration to engage residents on the needs and desired park improvements shown by the initial survey. The event totaled approximately 175 people and additional data was collected during the event and via door-to-door to gain insight on desired permanent park improvements. The results of this engagement can be found in Appendix D.

Figure 4.5: South Park Concept Plan





Figure 4.6: West Park Concept Plan





Figure 4.7: Academy Court Concept Plan



## 4.3 CAPITAL PROJECT COSTS

Table 4.1 itemizes all the proposed recommendations at the existing parks going forward. As stated earlier, these could be funded through a variety of sources including Issue 6, ARPA Funds, State Capital Funds, grants, foundations, sponsorships, and other funding opportunities.

**Table 4.1: Capital Project Cost Estimates**

Park Type/ Park Name	Timeframe (Years)			Total
	0-2	3-5	6-10	
Costs include 10% Contingency and 12% for design, engineering, testing, bidding, etc.				
Community Parks				
East Park				
1 New Family Aquatic Center with Splash Pad		\$6,765,000		\$6,765,000
2 Recreation Center renovation	\$584,000			\$584,000
3 Paved Walkways around Rec Center (all access)		\$20,000		\$20,000
4 Recreation Center Electric Upgrade			\$117,000	\$117,000
5 New Parking for Pool		\$221,000		\$221,000
6 Pool demolition		\$123,000		\$123,000
7 Landscaping		\$62,000		\$62,000
8 New basketball court		\$62,000		\$62,000
9 Pickleball Courts		\$148,000		\$148,000
10 Relocate outdoor fitness equipment		\$37,000		\$37,000
11 Bike racks		\$4,000		\$4,000
Project Total	\$584,000	\$7,442,000	\$117,000	\$8,143,000
North Park				
1 Enclose the ice rink (walls, HVAC, Insulation)			\$3,813,000	\$3,813,000
2 New Womens' Hockey Locker Room	\$246,000			\$246,000
3 Baseball Themed Splashpad		\$615,000		\$615,000
4 Pool Demolition		\$74,000		\$74,000
5 Landscaping		\$43,000		\$43,000
6 Upgrade Ball Diamonds/Dugouts		\$246,000		\$246,000
7 Walkways (all access)	\$8,000			\$8,000
Project Total	\$254,000	\$978,000	\$3,813,000	\$5,045,000
South Park				
1 Restroom/shelter building (in west area)			\$277,000	\$277,000
2 Sewer service to new restroom/shelter			\$62,000	\$62,000
3 Sewer Manholes			\$10,000	\$10,000
4 Electric service to new shelter			\$43,000	\$43,000
5 Water service to new shelter/restroom			\$43,000	\$43,000
6 Shelter in west area	\$123,000			\$123,000
7 Expand Rec Center - Program space		\$1,107,000		\$1,107,000
8 Replace tennis lighting	\$123,000			\$123,000
9 Outdoor fitness equipment			\$74,000	\$74,000
10 Rectangular Fields (grading/seeding)		\$394,000		\$394,000
11 Future Artificial Turf for Fields			\$2,460,000	\$2,460,000
12 Western parking lot	\$46,000			\$46,000
13 Walkways (all access)	\$24,000			\$24,000
Project Total	\$316,000	\$1,501,000	\$2,969,000	\$4,786,000

**Table 4.1: Capital Project Cost Estimates (Continued)**

Park Type/ Park Name	Timeframe (Years)			Total
	0-2	3-5	6-10	
West Park				
1 Softball fields lighting replacement		\$984,000		\$984,000
2 New large, all-access playground near Rec Center		\$369,000		\$369,000
3 New smaller playground near Oakwood School	\$185,000			\$185,000
4 Pave spectator areas at ball fields	\$148,000			\$148,000
5 Repave south parking	\$252,000			\$252,000
6 Outdoor fitness equipment			\$74,000	\$74,000
7 New shelter between skate park and splash pad	\$74,000			\$74,000
8 Landscaping		\$62,000		\$62,000
9 Second basketball court		\$62,000		\$62,000
10 Walkways (all access)	\$120,000			\$120,000
11 New Pole Barn for Storage			\$185,000	\$185,000
Project Total	\$779,000	\$1,477,000	\$259,000	\$2,515,000
Neighborhood Parks				
Academy Court Park				
1 Restroom Building	\$277,000			\$277,000
2 New playground		\$185,000		\$185,000
3 Earthwork and Drainage	\$277,000			\$277,000
4 Surface Preparation and Seeding	\$100,000			\$100,000
5 Soccer Goals	\$15,000			\$15,000
6 Parking	\$295,000			\$295,000
7 Shelter			\$98,000	\$98,000
8 Landscaping			\$31,000	\$31,000
9 Perimeter trail (all-purpose) - 0.40 miles x 8' wide	\$139,000			\$139,000
10 Electric Service - Transormer and Meter	\$18,000			\$18,000
11 Electric line	\$12,000			\$12,000
12 Sewer service	\$7,000			\$7,000
13 Storm Drainage	\$62,000			\$62,000
14 Security cameras	\$12,000			\$12,000
15 Drinking fountain with bottle filler and spigots	\$9,000			\$9,000
16 Water service	\$7,000			\$7,000
17 Wi-Fi hotspots	\$7,000			\$7,000
18 Bike rack on concrete pad	\$2,000			\$2,000
Project Total	\$1,239,000	\$185,000	\$129,000	\$1,553,000
Hilltop Park				
1 Landscaping			\$62,000	\$62,000
Walkways (all access-to shelters, basketball, playground, tennis courts)	\$24,000			\$24,000
3 Security cameras		\$12,000		\$12,000
4 Drinking fountains with spigots & bottle filler	\$17,000			\$17,000
5 Wi-Fi hotspots		\$7,000		\$7,000
6 Bike racks	\$2,000			\$2,000
Project Total	\$43,000	\$19,000	\$62,000	\$124,000



**Table 4.1: Capital Project Cost Estimates (Continued)**

Park Type/ Park Name	Timeframe (Years)			Total
	0-2	3-5	6-10	
Mini Parks				
Abbe Road Park				
1 Walkways (all access)	\$56,000			\$56,000
2 Parking improvements			\$7,000	\$7,000
3 Landscaping			\$6,000	\$6,000
4 Water service		\$10,000		\$10,000
5 Drinking fountains with spigots & bottle filler		\$9,000		\$9,000
6 Bike racks		\$2,000		\$2,000
Project Total	\$56,000	\$21,000	\$13,000	\$90,000
Bell Avenue Tot Lot				
1 Landscaping			\$12,000	\$12,000
2 Walkways (all access)	\$16,000			\$16,000
Project Total	\$16,000	\$0	\$12,000	\$28,000
Washington Village Park				
1 Landscaping			\$25,000	\$25,000
2 Walkways (all access)	\$20,000			\$20,000
Project Total	\$20,000	\$0	\$25,000	\$45,000
West Ave. at 15th Street Mini-Park				
1 Plaza area	\$7,000			\$7,000
2 Small playground	\$98,000			\$98,000
3 Picnic shelter	\$92,000			\$92,000
4 Replace sidewalks	\$20,000			\$20,000
5 Neighborhood selected feature	\$62,000			\$62,000
Project Total	\$279,000	\$0	\$0	\$279,000
Mini Parks				
Westway Garden Park				
1 Demolish existing playground, shelter, benches		\$7,000		\$7,000
2 Reestablish natural area.		\$7,000		\$7,000
Project Total	\$0	\$14,000	\$0	\$14,000
Special Use Parks				
Ely Square				
1 Plaza improvements	\$246,000			\$246,000
2 Irrigation expansion	\$92,000			\$92,000
Project Total	\$338,000	\$0	\$0	\$338,000
Finwood Estate				
1 Restroom/shelter building with utilities		\$369,000		\$369,000
2 Boardwalk at wetland			\$461,000	\$461,000
3 Perimeter trail (all-purpose) - 1.1 miles			\$44,000	\$44,000
4 Widen the entry road			\$26,000	\$26,000
5 Overlook			\$25,000	\$25,000
Burns Road Area				
1 Picnic shelter with utilities			\$98,000	\$98,000
2 Paved Trail (6' wide)			\$120,000	\$120,000
3 Mulch trail			\$37,000	\$37,000
4 Overlook			\$18,000	\$18,000

**Table 4.1: Capital Project Cost Estimates (Continued)**

Park Type/ Park Name	Timeframe (Years)			Total
	0-2	3-5	6-10	
5 Parking			\$15,000	\$15,000
6 Steps			\$10,000	\$10,000
7 Signage			\$2,000	\$2,000
<b>Project Total</b>	<b>\$0</b>	<b>\$369,000</b>	<b>\$856,000</b>	<b>\$1,225,000</b>
<b>Nature Parks/Open Space</b>				
<b>Black River Audubon Park</b>				
1 Gazebo			\$37,000	\$37,000
2 Overlook			\$31,000	\$31,000
3 Selective clearing			\$6,000	\$6,000
4 Signage			\$2,000	\$2,000
5 Native Landscaping			\$18,000	\$18,000
<b>Project Total</b>	<b>\$0</b>	<b>\$0</b>	<b>\$94,000</b>	<b>\$94,000</b>
<b>Nature Parks/Open Space</b>				
<b>Finwood Forest</b>				
1 New bridge			\$246,000	\$246,000
2 New bridge at Hilltop			\$123,000	\$123,000
3 Paved trail and grading			\$92,000	\$92,000
4 Steps			\$6,000	\$6,000
5 Ramp to Bowl amphitheater area			\$18,000	\$18,000
6 Rustic amphitheater with grading			\$37,000	\$37,000
7 Small footbridge/culvert			\$25,000	\$25,000
<b>Project Total</b>	<b>\$0</b>	<b>\$0</b>	<b>\$547,000</b>	<b>\$547,000</b>
<b>Other Improvements</b>				
<b>Parks and Recreation Department</b>				
1 ADA Accessibility Assessment	\$25,000			\$25,000
2 Signage for wayfinding at all parks	\$50,000			\$50,000
3 Citywide Trail Improvements (Annual budget amount \$100,000)	\$200,000	\$300,000	\$500,000	\$1,000,000
<b>Project Totals</b>	<b>\$275,000</b>	<b>\$300,000</b>	<b>\$500,000</b>	<b>\$1,075,000</b>
<b>Total (All Projects)</b>	<b>\$4,239,000</b>	<b>\$12,306,000</b>	<b>\$9,446,000</b>	<b>\$25,991,000</b>

This Estimate excludes escalation. Current market conditions make it extremely difficult to forecast into the future. The last twelve months saw a rapid increase in construction pricing. Going forward, we believe those increases will be hard to maintain and eventually pricing will increase at a more historic rate. Unfortunately, we don't know when that will occur. To further complicate issues, there are material shortages. Obtaining all of these materials will take an extended period of time thus increasing the time frame for the project and the possibility of increased escalation.

## PROGRAMS RECOMMENDATIONS

### 5.1 CURRENT PROGRAMS

The city offers a very wide variety of programs for residents of all ages. The programs will vary based upon need, suggestions, attendance, popularity, and trends. Listed below are several of the programs offered in 2022.

The City offers a variety of recreational level sports programs, including:

- Youth Soccer (spring, summer and fall)
- Flag Football
- Youth Tennis lessons
- Volleyball Skills Clinic
- And Junior Volleyball League
- Archery
- Ice Skating Lessons
- Adult Softball
- Adult Volleyball
- Smart Start Basketball and Skills Clinic
- Youth Basketball Leagues
- Youth T-Ball and Baseball

Summer Camp Programs include:

- Cheerleading
- Volleyball
- Basketball

Summer Camps Offered

- STEM Camp
- Get Set and Get Fit

- 
- Around The world
  - Spirit Camp
  - Elyria Firefighters Basketball Camp
  - Carnival Camp

#### Middle School Camps

- Science Week
- Music Week
- Sports Week
- Art Week
- Nature Week

#### Swimming programs include:

- Swim lessons
- Parent & Tot Open Swim
- Swim Teams
- Waterwalking
- Lap Swim

#### Senior Activities/The Active People programs include:

- Chair Yoga
- Modified Volleyball
- Cards
- Walking
- Pickleball
- Line Dancing
- Strength Training
- Bus trips
- Luncheons
- Themed parties

#### Other programs include:

- Art in the Park Classes
- Computer Classes
- Safety Town

#### Special Events include:

- Easter Egg Hunt
- Candlelight Vigils in Ely Square
- Lorain County Beautification Day
- Memorial Day Parade
- Summer Reading
- Summer Concerts
- Flag Day
- July 4th Fireworks

- 
- Taste of South
  - Parks Golf Classic
  - Chalk The Walk
  - Third Thursdays
  - Bike with the Mayor
  - Pops Concert
  - Apple Festival
  - Fall Festival
  - Halloween Parade
  - Festival of Lights
  - Holiday at Finwood

## 5.2 PROGRAMS TO BE ADDED IN 2023

The Parks and Recreation Staff utilized the public engagement, participant comments, and their expertise to provide the following lists of programs to offer in 2023 and beyond.

- E-Sports Leagues
- E-Sports Open Play
- Teen Nights
- Skate with Santa at North Park Ice Arena
- DJ Skate at North Park Ice Arena
- Craft Classes
- Crochet Class
- Additional TAP program times
- Access Training
- After School Open Recreation - adding locations
- Basketball Open Gym - Adults and Youth
- Family Open Gym
- Adult Basketball Leagues

## 5.3 PROGRAMS THAT DEPARTMENT IS WORKING TOWARDS OFFERING IN THE FUTURE

- Music Lessons
- Mommy and Me Classes
- Art Classes - Pottery, Watercolor, Canvas Painting, Drawing
- Dog Obedience Classes at Hilltop Dog Park
- Health and Wellness Classes
- Community Garden

---

DRAFT



---

# APPENDIX A - PARKS AND RECREATION OPEN HOUSE

## Elyria Parks and Recreation Open House

October 12, 2020

The following area the responses to sheets on the walls at South Recreation center among various topics. Participants wrote their comments on sticky-note paper and placed them on the sheets. Numbers in ( ) indicate the number of multiple responses of this item.

### PARKS

#### Abbe Road Park

1. Favorite?
  -
2. Fun?
3. Improve?
  - Bigger sign – People do not know it is there
  - Parking lot off of Abbe Road
  - Better signage to park
  - Muddy when wet

#### Academy Circle Park

1. Favorite?
  -
2. Fun?
  -
3. Improve?
  - Playground
  - Basketball court
  - Need playground
  - Visibility – signage to show where

#### Bell Ave Tot Lot

1. Favorite?
  - Easy access for kids
2. Fun?
3. Improve?
  - Posted signs for age limits
  - 2 picnic tables
  - Better plants and landscape

---

## Black River Audubon Park

1. Favorite?
  - Dawn Redwood tree
2. Fun?
  - Hiking
3. Improve?
  - Small picnic shelter
  - Need more benches
  - Small picnic area (2)

## East Park

1. Favorite?
  - Pool (3)
  - Bus trips to ball games
  - New trails
  - Basketball program
  - The urban forest (3)
  - Youth basketball program
  - Youth baseball league
  - Trails are great! (8)
  - Pickleball (2)
  - Pool
  - Swim lessons (3)
  - Line dancing (6)
  - Tai Chi
  - Potluck lunches
  - Bus trips
  - Senior workout exercise
  - Walking
  - Tap
  - Senior exercise program
  - Shuffleboard
  - Cornhole
  - Playground (3)
  - Basketball court (2)
2. Fun?
  - Playground
  - Pool (5)
  - Swim lessons (2)
  - Gardening
  - Line dancing

---

3. Improve?

- Open restrooms
- Family aquatic center
- Please don't add splash pad
- Reinstall hoops at basketball court
- After-school activities
- Better and more accessible restrooms and drinking fountain
- Bathrooms (3)
- Light the trail
- Security and lighting
- Skateboard park
- Water stations with bottle fillers and benches on trail
- Air conditioning
- Restrooms in back of Rec Center
- Dog park
- Tennis courts
- Kids sports
- Baseball field and basketball court
- Art classes at East

**Ely Square**

1. Favorite?

- Trees, fountain, concerts
- Enjoy concerts
- New fountain
- Concerts and fountain
- Concerts (9)
- Concerts, festivals
- Love veterans' memorial
- Music

2. Fun?

- Summer concerts are great
- Fishing derby – one per year in fountain
- Concerts
- Apple Festival
- Labor Day weekend concerts
- Cleveland Pops

3. Improve?

- Need a better place for performances
- More activities for the elderly
- Get the Ely Square fountain done
- It is too solemn of a place

---

## Finwood Estate

1. Favorite?
  - Santa
  - Holiday lights (11)
  - Great place- keep up the good work
  - Inside the estate
  - Trails (3)
2. Fun
  - Senior bus trip at Christmas
3. Improve
  - Parking
  - Trail for hiking
  - Pave lot
  - Separate exit during holiday festival
  - Walking trails
  - Museum, educational programming (purpose/background of the house)
  - Update Christmas lights
  - Reopen Finwood

## Hilltop Park

1. Favorite?
  - Close to river – Woods
  - Great bike trail
  - Basketball courts
  - Baseball field
  - Some walking
  - Trails
2. Fun?
  - Older kids' playground
  - Tennis courts
  - Offering a day program for kids
3. Improve?
  - Connect Hilltop and Finwood
  - Hiking trails
  - Dog park (3)
  - Need water at bathrooms
  - Basketball court
  - Add outdoor stage
  - Trails
  - Tennis courts are hard to use when private teacher is giving lessons
  - Open restrooms
  - Improve restrooms (4)

---

## North Park

1. Favorite?
  - Picnic area
  - Ice rink
  - Skating lessons (2)
  - Open skate (2)
  - Ice skating
  - Family skate
  - 270 families play hockey
  - Only ice rink in Lorain County (2)
  - Easter Egg hunt (2)
  - Pool (2)
  - Swim lessons – so important so close to Lake Erie
2. Fun?
  -
3. Improve?
  - Special nights at pool – like at ice rink
  - Pool (2)
  - Close the rink in
  - Security and lighting
  - Pool
  - Ice rink
  - Improve swim team with marketing
  - Improve open swim times – evenly spaced and after business hours

## South Park

1. Favorite?
  - Gym
  - Art class
  - Community room accessibility (2)
  - Splash pad and playground – thank you!
  - Senior group activities (3)
  - Basketball program
  - Best shade in town
  - Basketball clinic
  - Line dance
  - Walking (2)
  - Gym for parties
  - Size of gyms, air conditioning
2. Fun?
  - I come with a telescope to stargaze
  - Senior activities
  - Old fashion craft days
  - Pools
  - Baseball

- 
3. Improve?
    - Splash pad restrooms
    - Bring our swimming pool back
    - Better Police patrols
    - Have more league sports
    - Walking trails
    - Benches along new walking path
    - Community historical program
    - Walking path with security

### **Washington Village Park**

1. Favorite?
  - New playground equipment – Thank you!!
2. Fun?
3. Improve?
  - Promote the location
  - Basketball court

### **West Park**

1. Favorite?
  - Senior programs – yoga, line dancing (2)
  - Soccer fields
  - Fireworks 4<sup>th</sup> of July (6)
  - Splash Pad
  - Adult Softball
  - Walking (2)
  - Skate Park
  - Volleyball
2. Fun?
  - H2O Park
  - Soccer
  - Volleyball
  - Splash Zone
  - Line dance – Walking
  - Tap – yoga
  - Adult Softball
  -
3. Improve?
  - Expand playground – tire swing
  - Paved trail around perimeter
  - Improve exercise
  - Exercise program
  - Evening programs

- Skate park
- Bring back pool and baseball
- More security and lighting
- Outdoor performing arts stage
- Football
- Bring back league sports for youth and the pool
- Splash pad is great, but kids need a pool to learn to swim, otherwise swimming in the river
- Reopen soccer fields

## **PROGRAMMING**

### **Virtual Programming Ideas**

1. Learning about local nature (plants and animals) in our own parks! Pick up kits to save \$\$
2. Programs for seniors on How to's of virtual use
3. History of Elyria
4. Line dancing would work virtually
5. I am not techy and wish I could do better –
6. How to do family tree history
7. I can't do virtual stuff

### **Programming/Activity Ideas**

1. More guided trail programs, nature programs
2. Learn to use computer classes
3. Don't get rid of the senior programs
4. Outdoor archery arena
5. Chair yoga
6. Use closed schools to provide social service satellites sites
7. Partner with youth sports organizations to run programs – Basketball, baseball, ice hockey, etc.
8. Transportation for programs
9. More nature/botanical programs
10. Lacrosse
11. Use facilities to run weekend events in partnership with outside (non-government) organizations – e.g. 3 on 3 basketball competition
12. Photography class for adults
13. Mentoring students – Seniors and kids
14. Franklin Community Center
15. Running programs
16. Midnight basketball
17. Senior rec
18. Art class
19. Yoga
20. Gardening and environmental programs for youth
21. Concerts
22. More LGBTQ Free programs for all ages



- 
23. Bring back all past programs and activities
  24. Summer concerts at Ely Square; Thursday and Sunday evenings
  25. Senior recreation and social events
  26. Youth growth/skills such as cooking and carpentry
  27. Like some cities that do a musician's concert in places in the area like second Tuesday or 3rd Thursdays
  28. Need performance space in Elyria
  29. Stick and puck
  30. Out to lunch with a group
  31. Competitive swimming
  32. T-Ball south side
  33. Gardening
  34. Exercise
  35. We need activities for all ages to participate in ALL parts of Elyria
  36. Education to prevent/reduce obesity, diabetes, and hypertension
  37. After-school and weekend gym access for teens
  38. Affordable art classes
  39. Dog obedience classes
  40. Pickle Ball
  41. Senior programs
    - Senior volleyball
    - Line dancing
    - Corn hole
    - Cultural field trips
    - Trips to pro ball games
    - Educational programming like LCCC

## **OTHER POTENTIAL NEW FACILITIES**

**Bike Trail/Pump Track** – Should this be a new park, or added to an existing Park? What would make this cool and/or worthwhile?

1. Great idea – bike track
2. Bike trails
3. Water station
4. Bike racks with tools
5. Definitely bike trail
6. A bike trail loop for sport riding
7. Include areas for different age groups
8. Yes! Just make sure there is safety
9. East Rec Center
10. More lights
11. Add at West Park
12. Keep senior population in mind – Bike rental location
13. Connect all parks
14. Spend the money keep in mainstream
15. Added to existing parks

---

**City Dog Park** – Where should a dog park be? What should it include? Why do you think it is needed?

1. Small areas throughout
2. City
3. Downtown (2)
4. South or West – Big and small dog park; large enough to be worth it
5. Dogs need exercise off-leash
6. Would love this!
7. Paper or plastic bags
8. Water fountain for dogs
9. Seems that either South or West Parks might have space. Or East Rec in field close to Prospect School
10. East Rec Center
11. Absolutely!
12. Different areas for active dogs vs. older or less active dogs
13. Dog park at south with poop bags available
14. Clean up stations and supplies to encourage users to keep the park clean
15. We need one
16. Hilltop Park or East Rec
17. Hilltop
18. YES!
19. We don't have one. It would be a great idea.
20. Pet owner ship has increased – yards are smaller or non-existent

**Inclusive/Multi-Ability Playground/Equipment** – Where do you see these updates happening? Why do you believe this is needed? What options would you like to see?

1. More wheelchair accessible swings and playgrounds
2. Wheelchair swings
3. Interactive activities for those with disabilities
4. Provide playground in neighborhoods – small playgrounds, etc.
5. Let kids play ball with the lights on
6. Safety measures to prevent injury
7. Definite need.

---

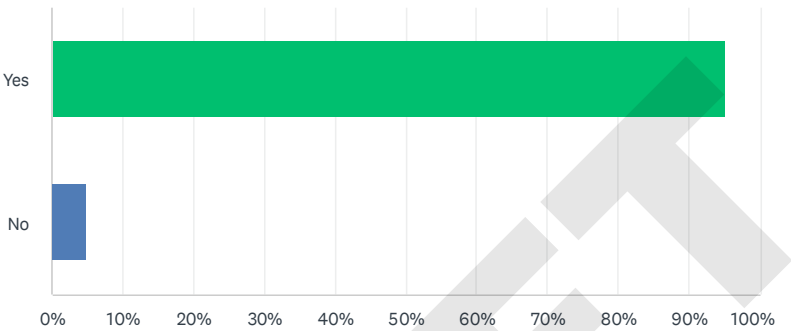
DRAFT

# APPENDIX B - WEB SURVEY RESULTS

Elyria Parks & Recreation Master Plan Survey

Q1 Have you (or those who live with you) visited any parks or recreation facilities offered by the City of Elyria in the past 2 years?

Answered: 853 Skipped: 0



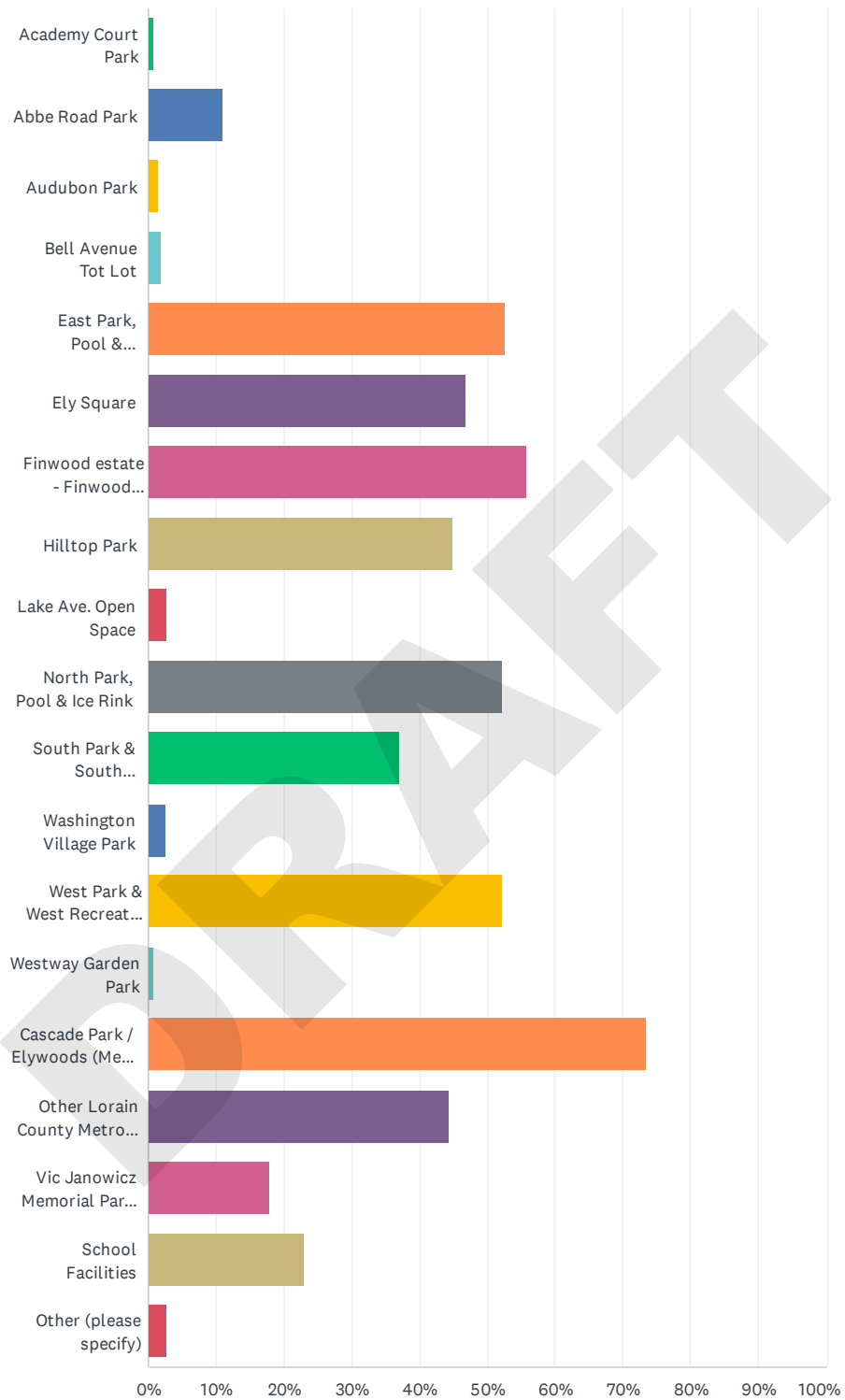
ANSWER CHOICES	RESPONSES	
Yes	95.08%	811
No	4.92%	42
TOTAL		853

Q2 Which of the following parks and recreation facilities have you or people that live with you visited in the past 2 years?

Answered: 772 Skipped: 81

DRAFT

## Elyria Parks & Recreation Master Plan Survey





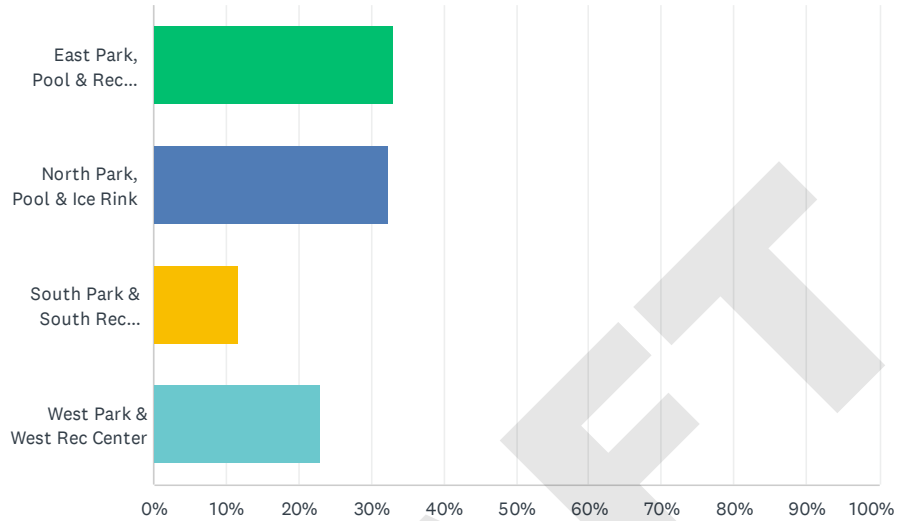
## Elyria Parks & Recreation Master Plan Survey

ANSWER CHOICES	RESPONSES	
Academy Court Park	0.78%	6
Abbe Road Park	11.14%	86
Audubon Park	1.55%	12
Bell Avenue Tot Lot	1.81%	14
East Park, Pool & Recreation Center	52.59%	406
Ely Square	46.89%	362
Finwood estate - Finwood Forest	55.96%	432
Hilltop Park	45.08%	348
Lake Ave. Open Space	2.72%	21
North Park, Pool & Ice Rink	52.33%	404
South Park & South Recreation Center	37.18%	287
Washington Village Park	2.46%	19
West Park & West Recreation Center	52.20%	403
Westway Garden Park	0.91%	7
Cascade Park / Elywoods (Metro Park)	73.58%	568
Other Lorain County Metro Parks	44.30%	342
Vic Janowicz Memorial Park (Little League East)	18.01%	139
School Facilities	22.93%	177
Other (please specify)	2.72%	21
Total Respondents: 772		

## Elyria Parks & Recreation Master Plan Survey

### Q3 Which of these parks do you live closest to?

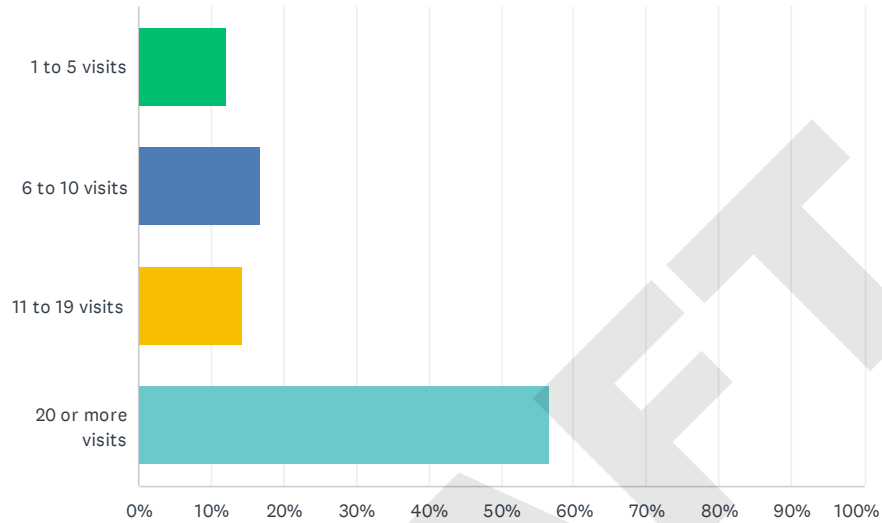
Answered: 754 Skipped: 99



ANSWER CHOICES	RESPONSES	
East Park, Pool & Rec Center	33.02%	249
North Park, Pool & Ice Rink	32.36%	244
South Park & South Rec Center	11.67%	88
West Park & West Rec Center	22.94%	173
TOTAL		754

**Q4 Please indicate how often you or people that live with you visited parks in Elyria within the past 2 years.**

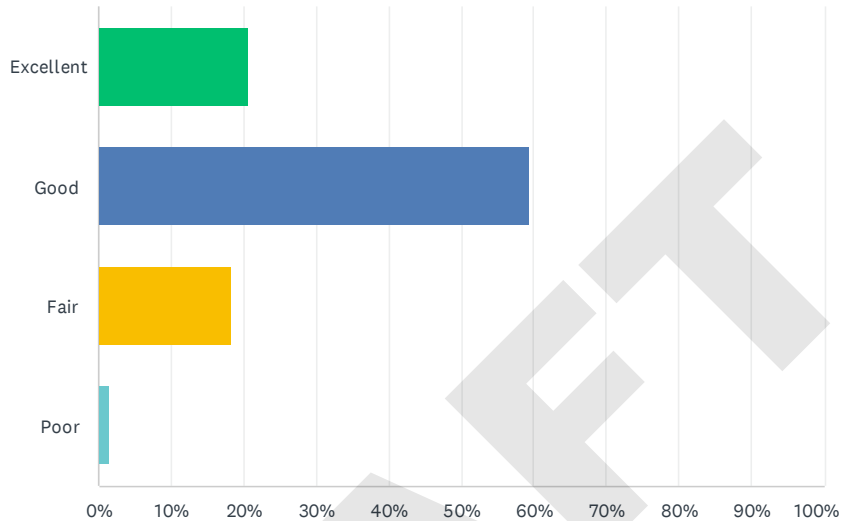
Answered: 769 Skipped: 84



ANSWER CHOICES	RESPONSES	
1 to 5 visits	12.22%	94
6 to 10 visits	16.78%	129
11 to 19 visits	14.30%	110
20 or more visits	56.70%	436
TOTAL		769

## Q5 How would you rate the physical condition of the parks and recreation facilities you have visited in Elyria?

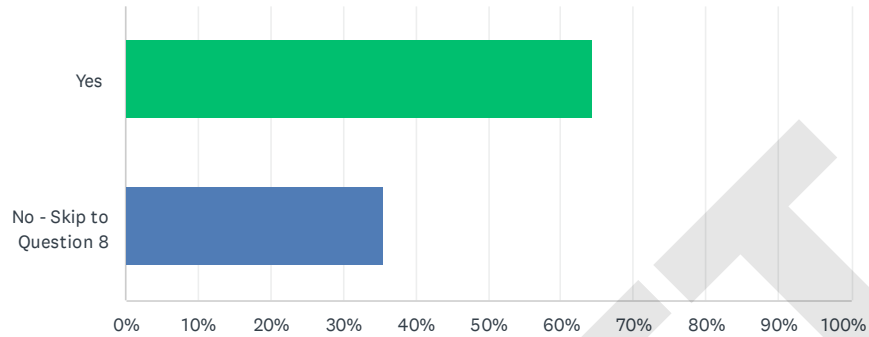
Answered: 769 Skipped: 84



ANSWER CHOICES	RESPONSES	
Excellent	20.68%	159
Good	59.56%	458
Fair	18.34%	141
Poor	1.43%	11
TOTAL		769

## Q6 Have you or (or those who live with you) used recreation programs offered by the City of Elyria in the past 2 years?

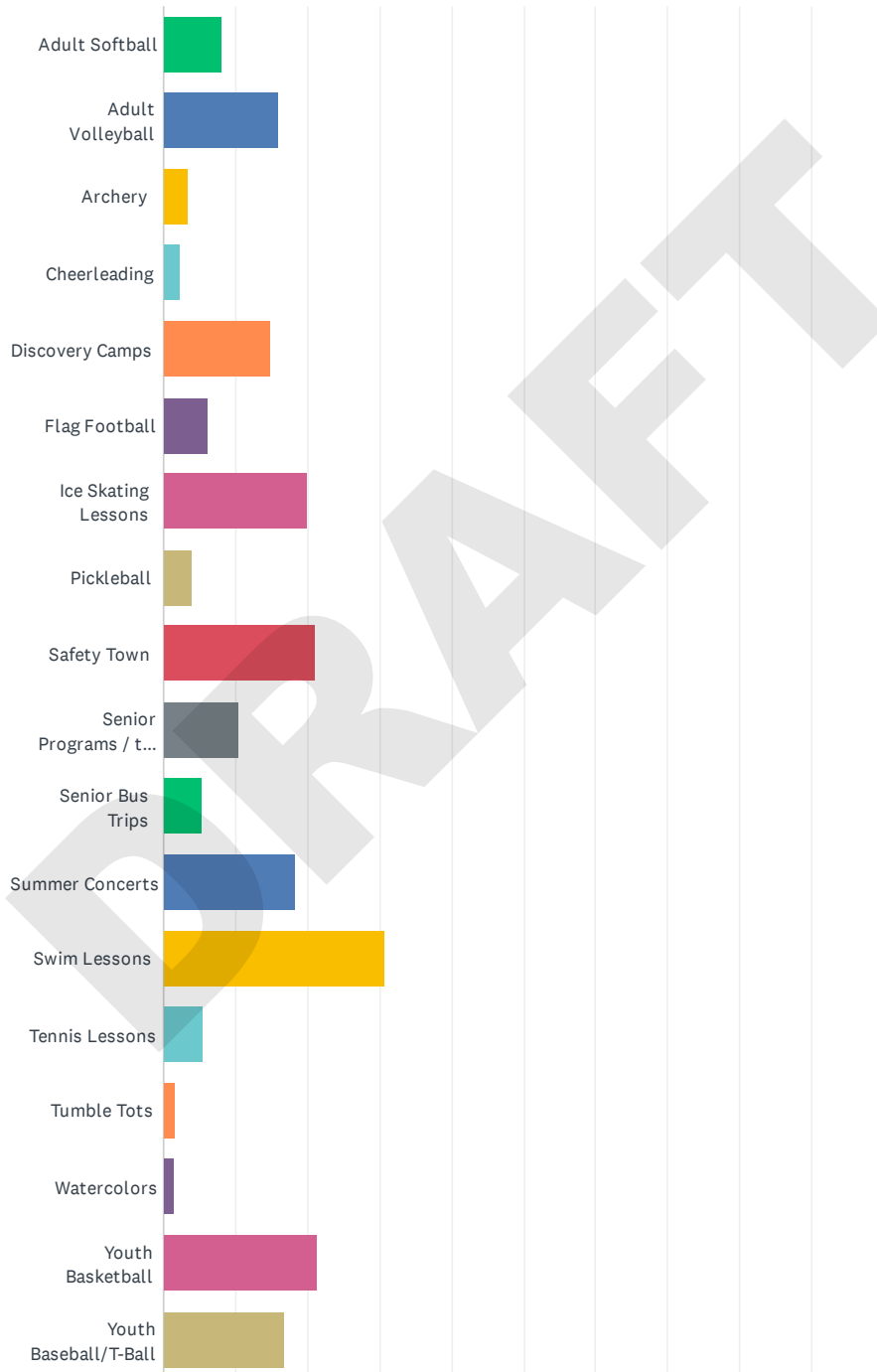
Answered: 791 Skipped: 62



ANSWER CHOICES	RESPONSES	
Yes	64.35%	509
No - Skip to Question 8	35.65%	282
TOTAL		791

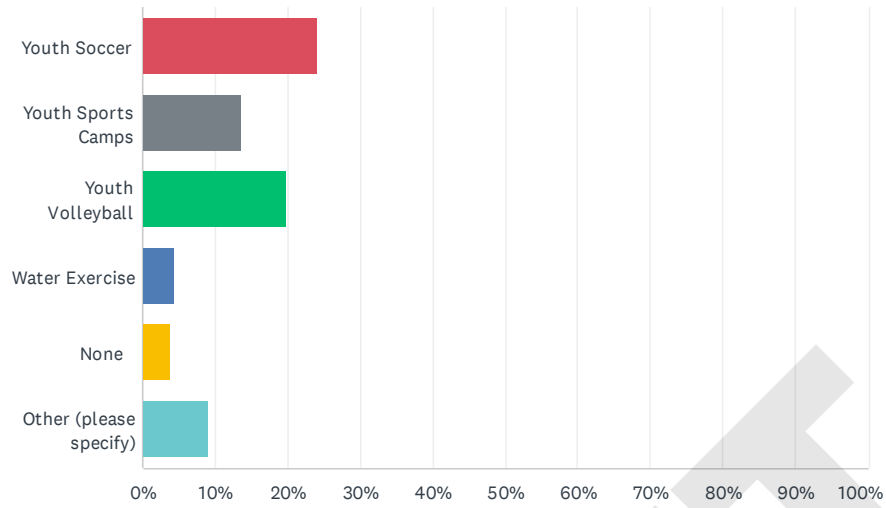
**Q7 Please check ALL current City of Elyria sponsored PROGRAMS you or a member of your household attended in the past 2 years.**

Answered: 537 Skipped: 316





Elyria Parks & Recreation Master Plan Survey

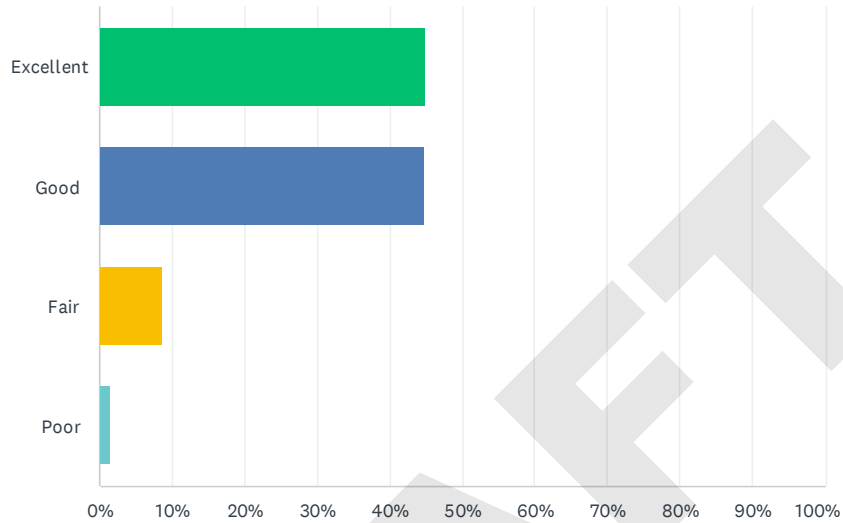


## Elyria Parks & Recreation Master Plan Survey

ANSWER CHOICES	RESPONSES	
Adult Softball	8.19%	44
Adult Volleyball	16.01%	86
Archery	3.35%	18
Cheerleading	2.42%	13
Discovery Camps	14.90%	80
Flag Football	6.15%	33
Ice Skating Lessons	20.11%	108
Pickleball	4.10%	22
Safety Town	21.04%	113
Senior Programs / the Active People	10.43%	56
Senior Bus Trips	5.40%	29
Summer Concerts	18.25%	98
Swim Lessons	30.73%	165
Tennis Lessons	5.59%	30
Tumble Tots	1.68%	9
Watercolors	1.49%	8
Youth Basketball	21.42%	115
Youth Baseball/T-Ball	16.76%	90
Youth Soccer	24.02%	129
Youth Sports Camps	13.59%	73
Youth Volleyball	19.93%	107
Water Exercise	4.47%	24
None	3.91%	21
Other (please specify)	9.12%	49
Total Respondents: 537		

## Q8 How would you rate the quality of programs in which you or family members participated?

Answered: 625 Skipped: 228



ANSWER CHOICES	RESPONSES	
Excellent	44.96%	281
Good	44.80%	280
Fair	8.80%	55
Poor	1.44%	9
TOTAL		625

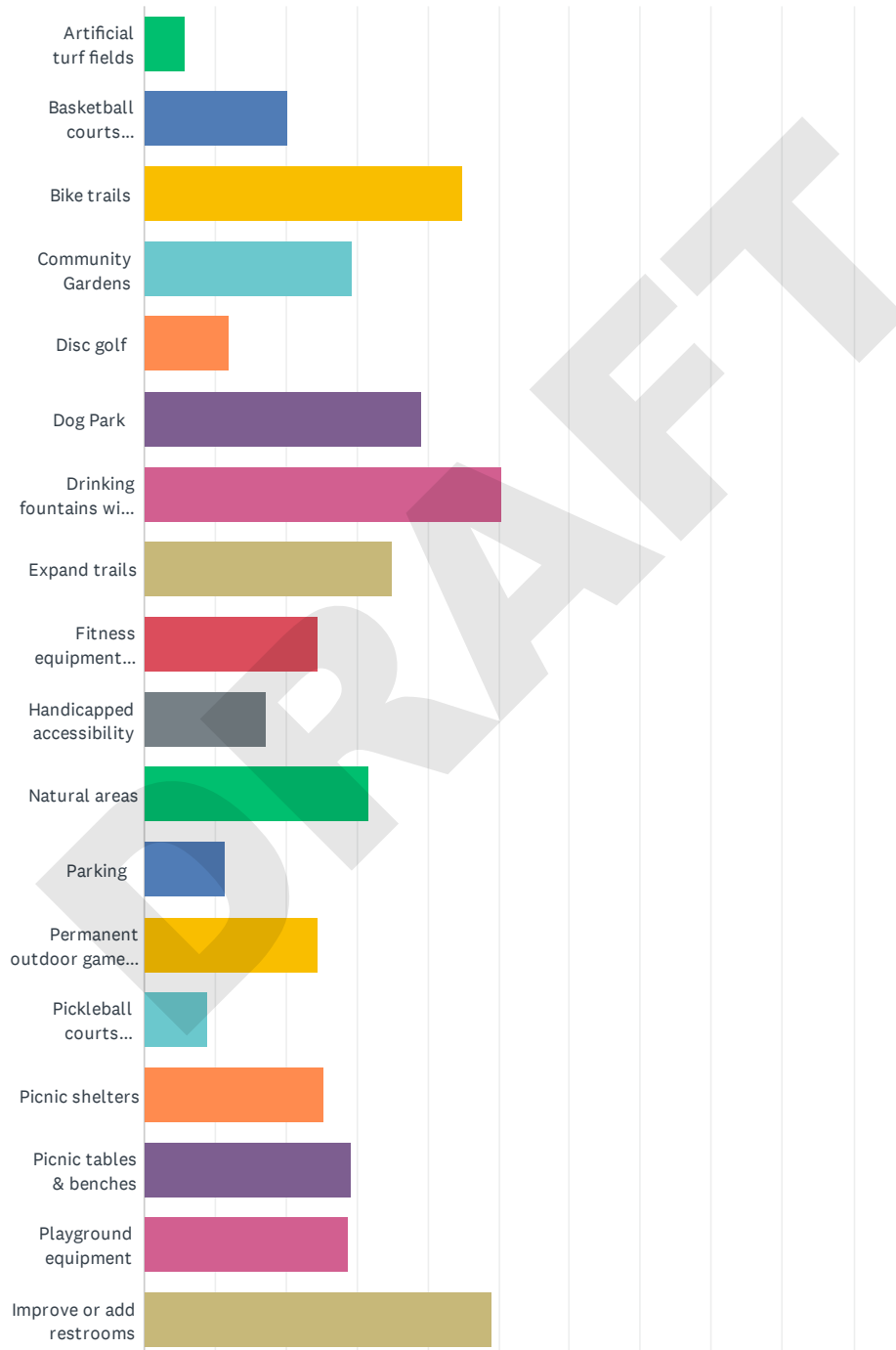
## Q9 What other programs would you like the City of Elyria to offer?

Answered: 257   Skipped: 596

DRAFT

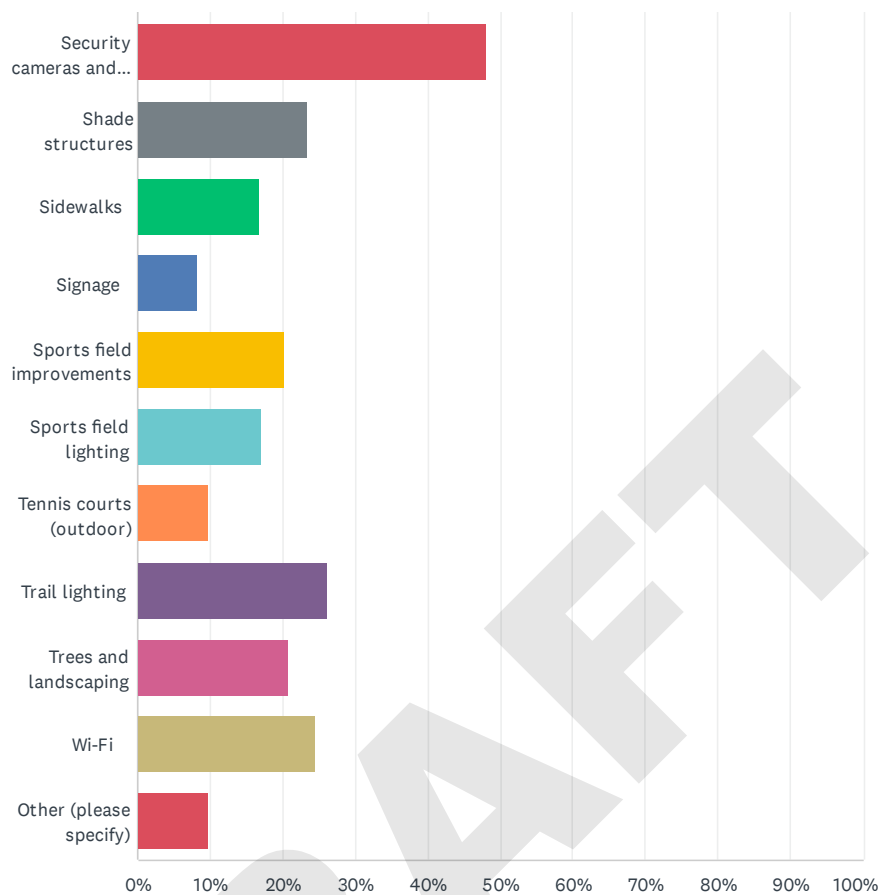
## Q10 Please check all of the UPGRADES you would like to see at existing parks in Elyria.

Answered: 688 Skipped: 165



14 / 33

### Elyria Parks & Recreation Master Plan Survey



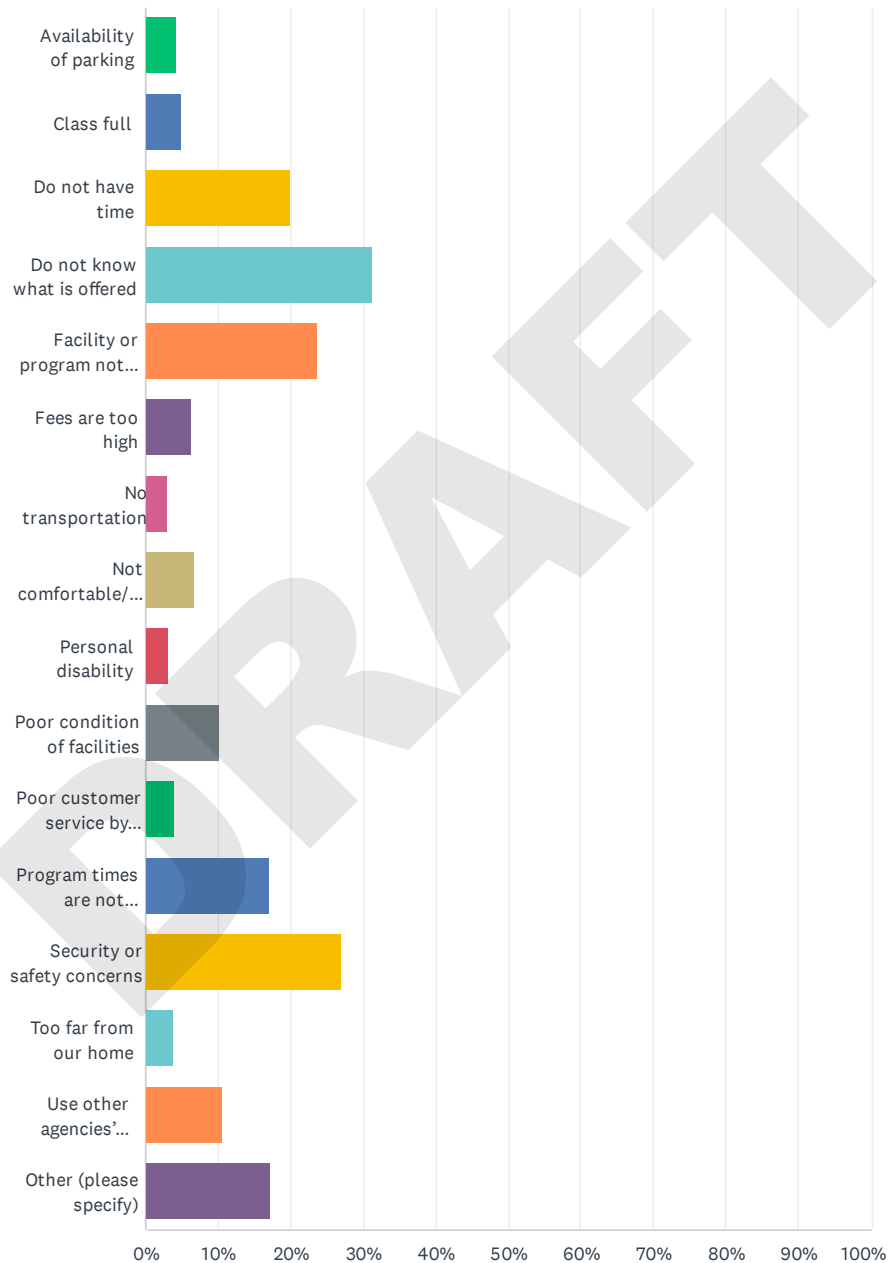


## Elyria Parks & Recreation Master Plan Survey

ANSWER CHOICES	RESPONSES	
Artificial turf fields	5.67%	39
Basketball courts (outdoor)	20.20%	139
Bike trails	44.91%	309
Community Gardens	29.51%	203
Disc golf	11.92%	82
Dog Park	39.24%	270
Drinking fountains with bottle fillers	50.44%	347
Expand trails	35.03%	241
Fitness equipment (outdoor)	24.56%	169
Handicapped accessibility	17.30%	119
Natural areas	31.83%	219
Parking	11.48%	79
Permanent outdoor games (ping-pong, cornhole, bocce)	24.56%	169
Pickleball courts (outdoor)	8.87%	61
Picnic shelters	25.44%	175
Picnic tables & benches	29.22%	201
Playground equipment	28.78%	198
Improve or add restrooms	49.13%	338
Security cameras and lighting	48.26%	332
Shade structures	23.55%	162
Sidewalks	16.86%	116
Signage	8.28%	57
Sports field improvements	20.35%	140
Sports field lighting	17.15%	118
Tennis courts (outdoor)	9.74%	67
Trail lighting	26.31%	181
Trees and landscaping	20.93%	144
Wi-Fi	24.42%	168
Other (please specify)	9.88%	68
Total Respondents: 688		

**Q11 Please check ALL the reasons that keep you (or those who live with you) from using parks, recreation facilities, trails, programs, and events of Elyria Parks and Recreation more often.**

Answered: 488 Skipped: 365

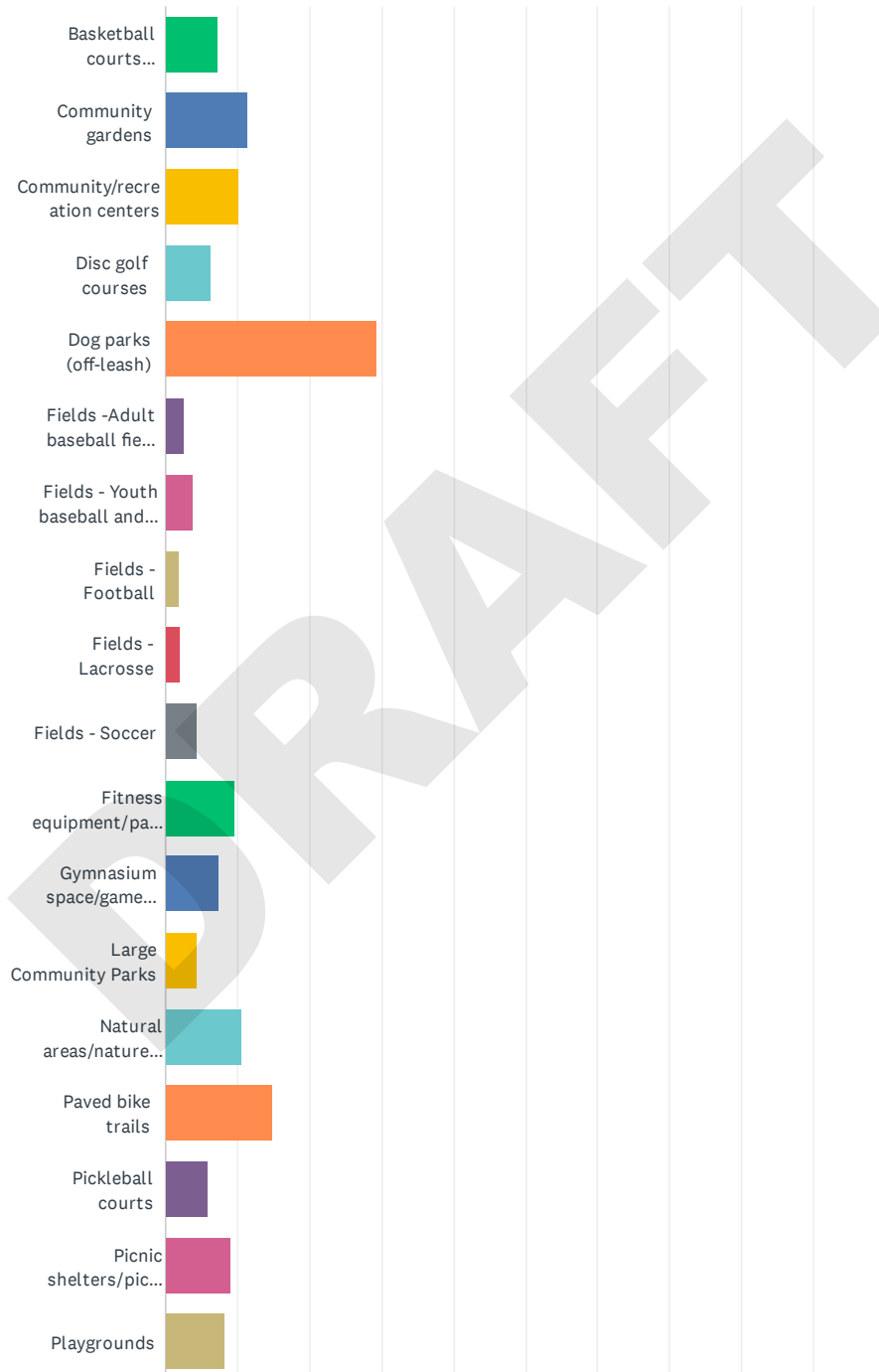


## Elyria Parks & Recreation Master Plan Survey

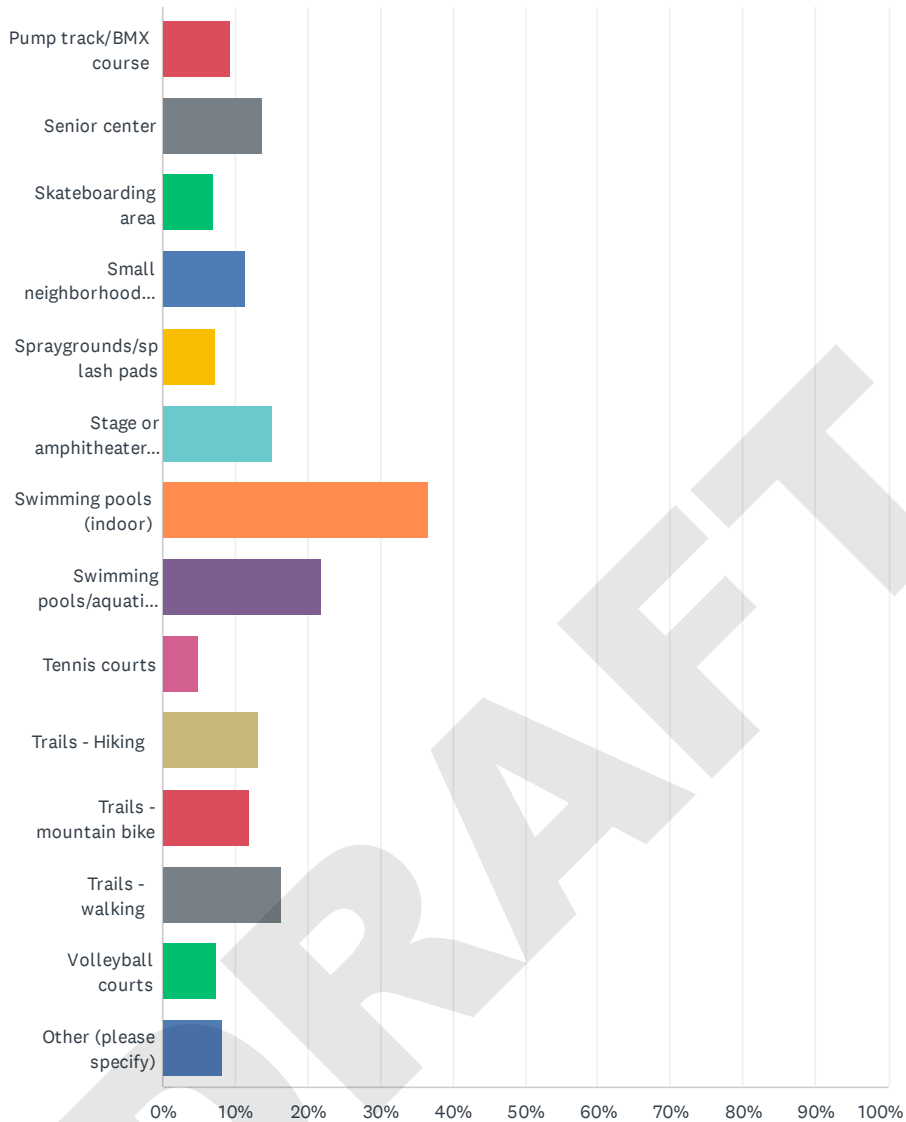
ANSWER CHOICES	RESPONSES	
Availability of parking	4.30%	21
Class full	4.92%	24
Do not have time	20.08%	98
Do not know what is offered	31.35%	153
Facility or program not offered	23.77%	116
Fees are too high	6.35%	31
No transportation	3.07%	15
Not comfortable/not meeting needs	6.76%	33
Personal disability	3.28%	16
Poor condition of facilities	10.25%	50
Poor customer service by staff	4.10%	20
Program times are not convenient	17.01%	83
Security or safety concerns	27.05%	132
Too far from our home	3.89%	19
Use other agencies' facilities	10.66%	52
Other (please specify)	17.21%	84
Total Respondents: 488		

**Q12 Please select the FACILITIES that are NOT meeting your needs in the region. (Select up to FOUR options)**

Answered: 474 Skipped: 379



## Elyria Parks & Recreation Master Plan Survey






## Elyria Parks & Recreation Master Plan Survey

ANSWER CHOICES	RESPONSES	
Basketball courts (outdoor)	7.17%	34
Community gardens	11.60%	55
Community/recreation centers	10.34%	49
Disc golf courses	6.33%	30
Dog parks (off-leash)	29.32%	139
Fields -Adult baseball fields (90' bases)	2.53%	12
Fields - Youth baseball and softball fields (60' bases)	3.80%	18
Fields - Football	1.90%	9
Fields - Lacrosse	2.11%	10
Fields - Soccer	4.43%	21
Fitness equipment/par course (outdoor)	9.49%	45
Gymnasium space/game courts (indoor)	7.38%	35
Large Community Parks	4.43%	21
Natural areas/nature parks	10.76%	51
Paved bike trails	14.98%	71
Pickleball courts	5.91%	28
Picnic shelters/picnic areas	9.07%	43
Playgrounds	8.23%	39
Pump track/BMX course	9.28%	44
Senior center	13.92%	66
Skateboarding area	6.96%	33
Small neighborhood parks	11.60%	55
Spraygrounds/splash pads	7.17%	34
Stage or amphitheater (outdoor)	15.19%	72
Swimming pools (indoor)	36.71%	174
Swimming pools/aquatic centers (outdoor)	21.94%	104
Tennis courts	4.85%	23
Trails - Hiking	13.29%	63
Trails - mountain bike	12.03%	57
Trails - walking	16.46%	78
Volleyball courts	7.38%	35
Other (please specify)	8.23%	39

---

Elyria Parks & Recreation Master Plan Survey

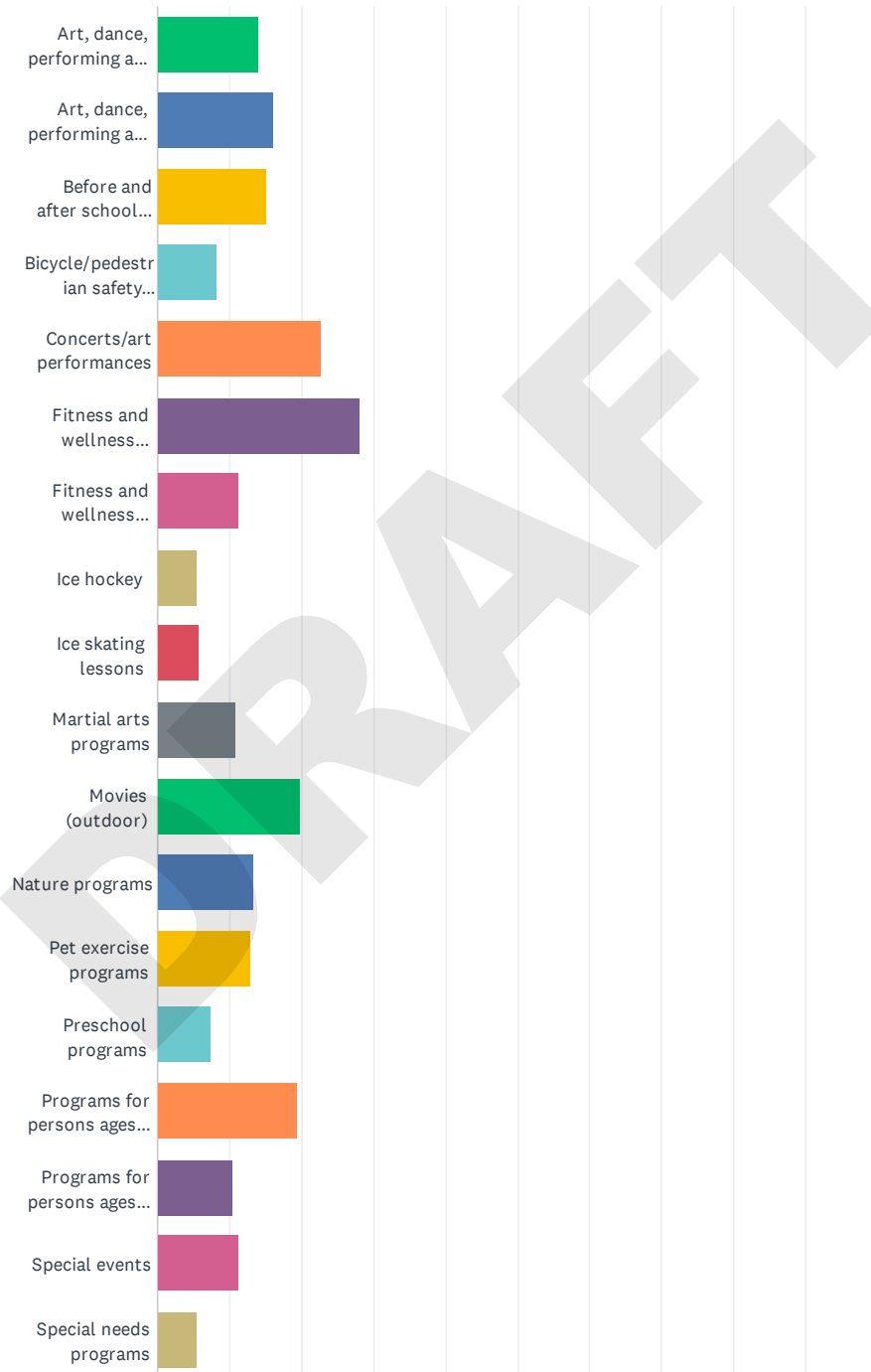
Total Respondents: 474



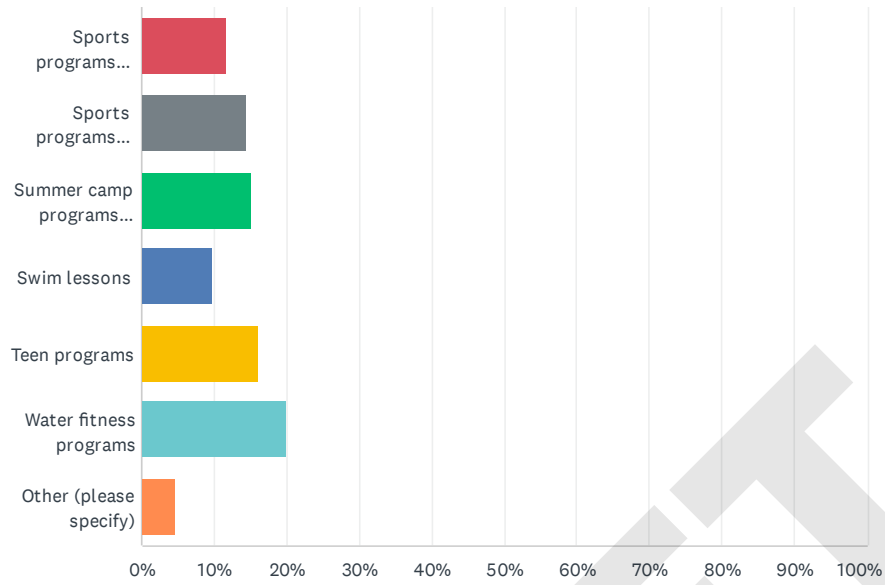
DRAFT

**Q13 Please select the PROGRAMS that are NOT meeting your needs in the region (Select up to FOUR options).**

Answered: 399 Skipped: 454



### Elyria Parks & Recreation Master Plan Survey

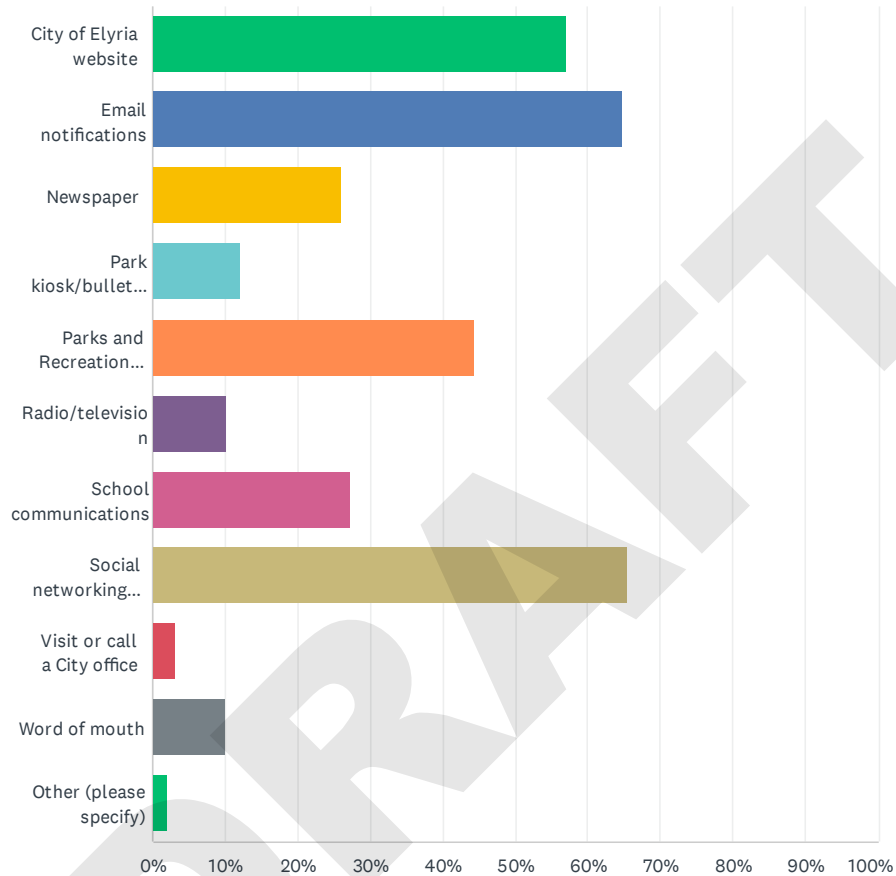


## Elyria Parks & Recreation Master Plan Survey

ANSWER CHOICES	RESPONSES	
Art, dance, performing arts (adult)	14.04%	56
Art, dance, performing arts (youth)	16.29%	65
Before and after school programs	15.04%	60
Bicycle/pedestrian safety programs	8.27%	33
Concerts/art performances	22.81%	91
Fitness and wellness programs (adult)	28.07%	112
Fitness and wellness programs (youth)	11.28%	45
Ice hockey	5.51%	22
Ice skating lessons	5.76%	23
Martial arts programs	10.78%	43
Movies (outdoor)	19.80%	79
Nature programs	13.53%	54
Pet exercise programs	13.03%	52
Preschool programs	7.52%	30
Programs for persons ages 50+	19.30%	77
Programs for persons ages 70+	10.53%	42
Special events	11.28%	45
Special needs programs	5.51%	22
Sports programs (adult)	11.78%	47
Sports programs (youth)	14.54%	58
Summer camp programs (youth)	15.04%	60
Swim lessons	9.77%	39
Teen programs	16.29%	65
Water fitness programs	20.05%	80
Other (please specify)	4.76%	19
Total Respondents: 399		

## Q14 How would you like to hear about Elyria's programs and special events?

Answered: 675 Skipped: 178



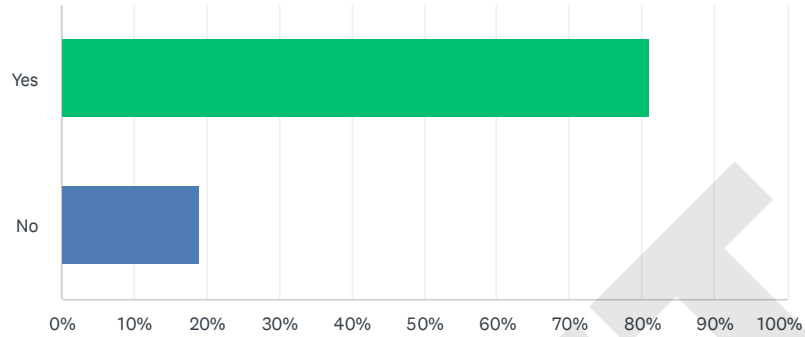


## Elyria Parks & Recreation Master Plan Survey

ANSWER CHOICES	RESPONSES	
City of Elyria website	57.04%	385
Email notifications	64.74%	437
Newspaper	25.93%	175
Park kiosk/bulletin board	12.15%	82
Parks and Recreation flyers/banners	44.30%	299
Radio/television	10.22%	69
School communications	27.26%	184
Social networking (Facebook/Twitter/Instagram)	65.48%	442
Visit or call a City office	3.11%	21
Word of mouth	9.93%	67
Other (please specify)	2.22%	15
Total Respondents: 675		

### Q15 Do you live in the City of Elyria?

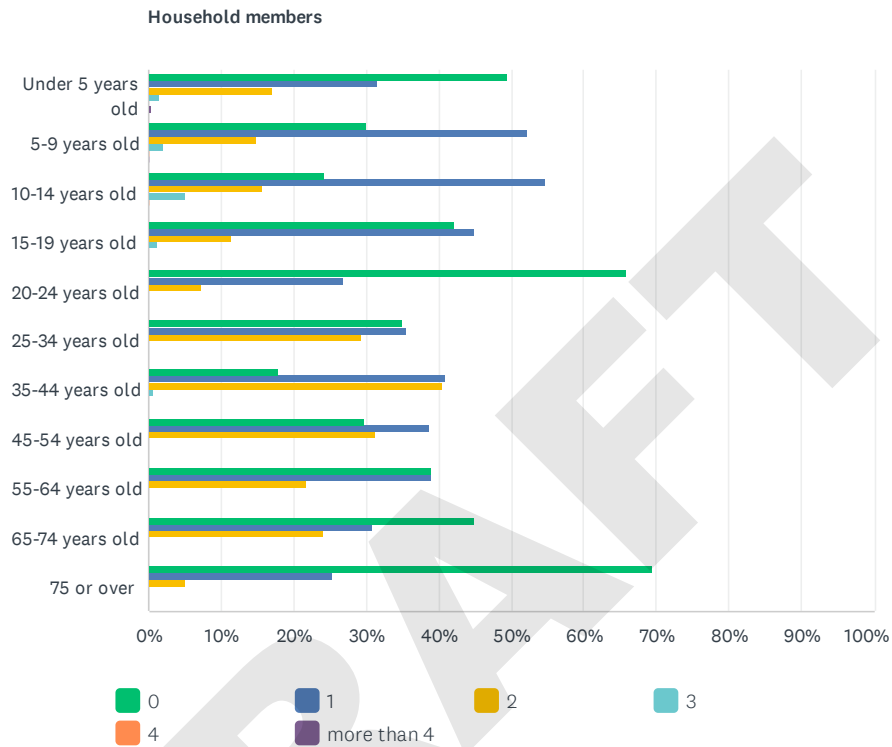
Answered: 700 Skipped: 153



ANSWER CHOICES		RESPONSES	
Yes		81.00%	567
No		19.00%	133
TOTAL			700

## Q16 Counting yourself, how many people in your household are of the following ages?

Answered: 688 Skipped: 165

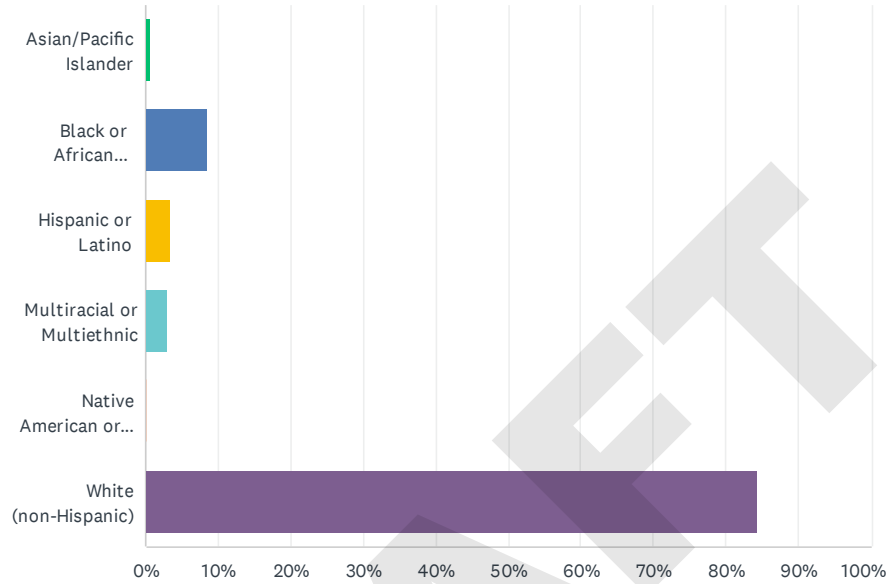


## Elyria Parks & Recreation Master Plan Survey

Household members							
	0	1	2	3	4	MORE THAN 4	TOTAL
Under 5 years old	49.44% 133	31.60% 85	17.10% 46	1.49% 4	0.00% 0	0.37% 1	269
5-9 years old	30.15% 101	52.24% 175	14.93% 50	2.09% 7	0.30% 1	0.30% 1	335
10-14 years old	24.26% 82	54.73% 185	15.68% 53	5.03% 17	0.30% 1	0.00% 0	338
15-19 years old	42.15% 102	45.04% 109	11.57% 28	1.24% 3	0.00% 0	0.00% 0	242
20-24 years old	65.87% 110	26.95% 45	7.19% 12	0.00% 0	0.00% 0	0.00% 0	167
25-34 years old	34.87% 91	35.63% 93	29.50% 77	0.00% 0	0.00% 0	0.00% 0	261
35-44 years old	17.98% 64	41.01% 146	40.45% 144	0.56% 2	0.00% 0	0.00% 0	356
45-54 years old	29.84% 77	38.76% 100	31.40% 81	0.00% 0	0.00% 0	0.00% 0	258
55-64 years old	39.11% 79	39.11% 79	21.78% 44	0.00% 0	0.00% 0	0.00% 0	202
65-74 years old	44.92% 84	31.02% 58	24.06% 45	0.00% 0	0.00% 0	0.00% 0	187
75 or over	69.40% 93	25.37% 34	5.22% 7	0.00% 0	0.00% 0	0.00% 0	134

## Q17 What is your race or ethnicity? (Optional)

Answered: 625 Skipped: 228



ANSWER CHOICES	RESPONSES	
Asian/Pacific Islander	0.64%	4
Black or African American	8.48%	53
Hispanic or Latino	3.36%	21
Multiracial or Multiethnic	2.88%	18
Native American or Alaska Native	0.16%	1
White (non-Hispanic)	84.48%	528
TOTAL		625

---

DRAFT



---

# APPENDIX C - STAKEHOLDER MEETING SUMMARY

## STAKEHOLDERS MEETING ELYRIA PARKS MASTER PLAN PROJECT NO. 20103

**Present:** Parks and Recreation Board as a Stakeholder Group  
Patrick D. Hoagland, Brandstetter Carroll Inc.



**December 10, 2020**

1. From your perspective as a Community Leader, what do you perceive as the largest unmet needs for Parks and Recreation Services in Elyria?
  - Money
  - The lack of programs
  - Direction from the Administration
  - Indoor swimming pool
  - Indoor fitness equipment
  - Trails with benches
  - Some people do not feel safe on the south side
  - The basics such as restrooms and water in the park
  - Accessibility to parks from sidewalks as people need to walk in the streets
  - A place to eat at South Park
2. What questions would you like to see answered through this Master Plan process?
  - True information from a cross section of Elyria
  - Hearing from the "Aging Baby Boomers"
  - How do we do things together with other departments
  - Jump on the trends – What is hot?
  - What are our priorities?
  - What do the citizens want?
  - More focus on activities and programs
  - How do we do more public relations and promotion?
  - Why do people not use some of our parks and programs more? What is the root cause of people not using our parks and programs?
  - What should we do to get people to go outside and use our trails and programs?
  - How to take advantage of the activities that are offered such as the Thursday Concerts
3. What are the strengths of the Parks and Recreation Department?
  - The scenery
  - Safe feeling in the parks
  - The walking in Cascade Park
  - Locations throughout town, north, south, east, and west
  - The recreation centers
  - The parks are assets to the City
  - The Adult Softball Program

- 
- The number of recreation centers for the size of the City
  - The kids on their bikes at West
4. What are the weaknesses of the Parks and Recreation Department?
- Lack of places to eat at east, south, and west
  - Lack of staffing
  - The need to maintain the cemetery as well as the parks
  - Lack of funding
  - The need for more marketing and advertising and no staff resources to accomplish these things
  - Need to reach younger families to let them know what is available
  - Need more events
5. Pretend it is 2030 and you are extremely pleased with what the City of Elyria and the Parks and Recreation Department have accomplished over the last 10 years. What has happened to result in this success? What is your vision for the future of Parks and Recreation Services in Elyria?
- People feel comfortable in the parks all over the City
  - Pools are upgraded
  - Teach all kids to swim
  - The swim teams compete against other teams from other towns rather than just among themselves – may need a bus for transportation
  - The Recreation Centers are expanded with Dance Rooms, Cardio, Craft Space, etc. This would allow hosting other programs
  - A Quilting Room and Community Room
  - Successful use of Oakwood School for a variety of activities
  - More neighborhood parks
  - Better partnership with the schools to use the taxpayer's funds wisely
  - Continuation of the Summer Camps
  - An indoor aquatic center in partnership with local hospitals and other providers
  - A central large community center
  - Money to maintain the parks and any new facilities
  - An increase in the operating budget
  - A levy that is specific for Parks and Recreation funding
  - Bring back Midnight Basketball and other similar types of programs that will attract teens and young adults

---

# APPENDIX D - SOUTH ELYRIA POCKET PARK - SURVEY FEEDBACK SUMMARY

## South Elyria Pocket Park - Survey Feedback Summary



### Project Background

On Saturday, August 27th Leaders of Today, Lorain County Public Health, and City of Elyria hosted the South Elyria Pocket Park Community Kick-Off at 1504 West Ave. Elyria, OH. The event served as a temporary demonstration to engage residents on the needs and desired park improvements shown by the initial survey. The event totaled approximately 175 people and additional data was collected during the event and via door-to-door to gain insight on desired permanent park improvements.

### Survey Summary

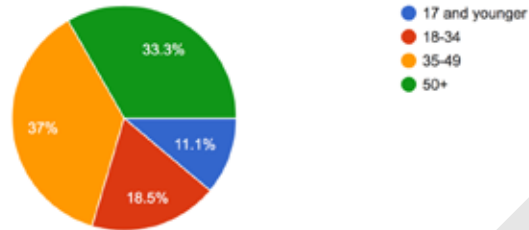
Between the survey data collected through door-to-door engagement as well as at the temporary demonstration event, it can be concluded that there is a strong need and interest from Elyria residents to establish the implementation of a new, permanent pocket park in South Elyria. Leaders of Today, Lorain County Public Health, and The City of Elyria will work collaboratively to use this detailed feedback data to select the attributes that will make up the permanent pocket park in attempts to benefit Elyria residents and to satisfy this feedback to the fullest extent.

### South Elyria Perception Survey - Quick Facts

- 27 total survey responses
- 82% (22) indicated they lived or have lived in South Elyria
- When asked “*What do you (or did you) like most about living in South Elyria?*” most respondents indicated because of: “**People**”, “**Community**”, or “**Culture**”
- When asked “*What is missing in South Elyria?*” most respondents indicated: “**Youth Programming**”, “**Trees**”, “**Art**”, or “**Community Involvement**”

## South Elyria Pocket Park - Survey Feedback Summary

What is your age?  
27 responses



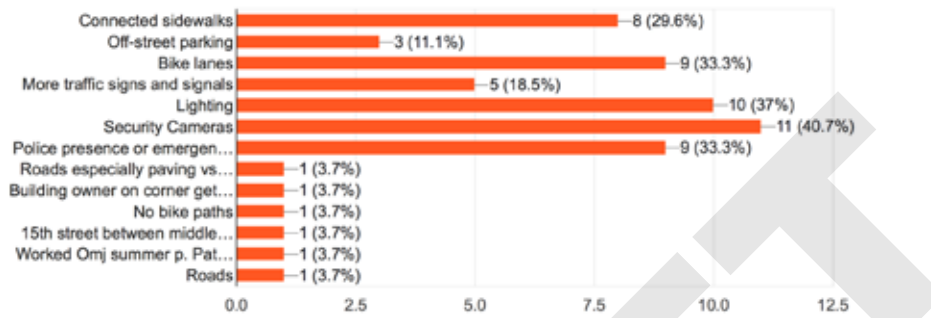
- When asked “What equipment would you like to see at the permanent pocket park?” 63% (17) responded **pavilion or shaded area**, 48% (13) responded **benches**, 41% (11) responded **drinking fountain**, 37% (10) responded **games**, and 33% (9) responded for both **exercise equipment** and **public art**.

Installment	Votes
Pedestrian Crossing Signs & Signals	19
Outdoor Exercise Classes	22
<b>Pavilion &amp; Grill</b>	22
Public Art Mural	23
<b>Benches</b>	25
<b>Improved Sidewalks</b>	25
<b>Small Walking Loop</b>	26
Farmers Market	27
Live Music/Outdoor Stage	31
<b>Lighting</b>	32
Children's Sensory Toys	33
Outdoor Movies	34
<b>Emergency Station/Camera</b>	50
<b>Exercise Equipment</b>	51
<b>Total</b>	420

## South Elyria Pocket Park - Survey Feedback Summary

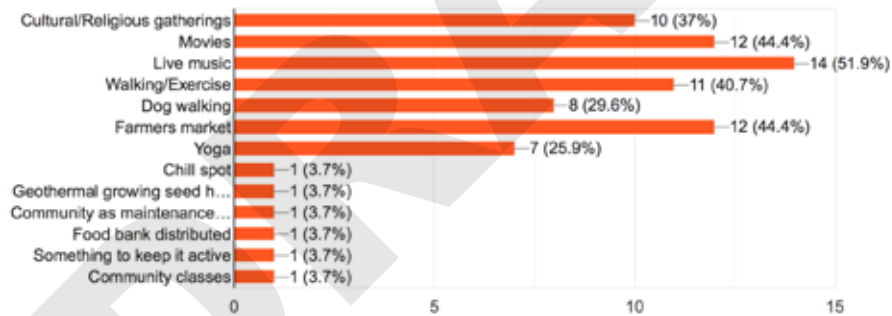
What improvements should be prioritized in South Elyria?

27 responses



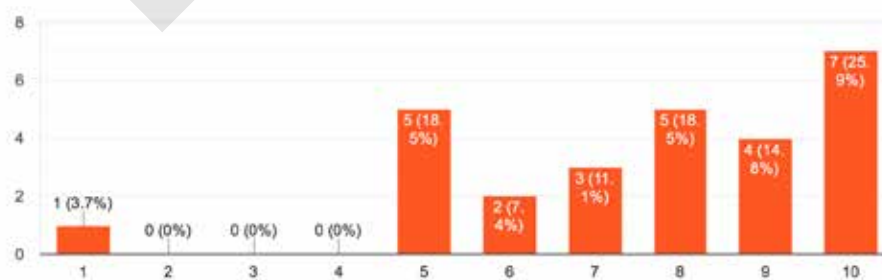
What uses of the pocket park would you like to see?

27 responses



How safe do you feel living in South Elyria?

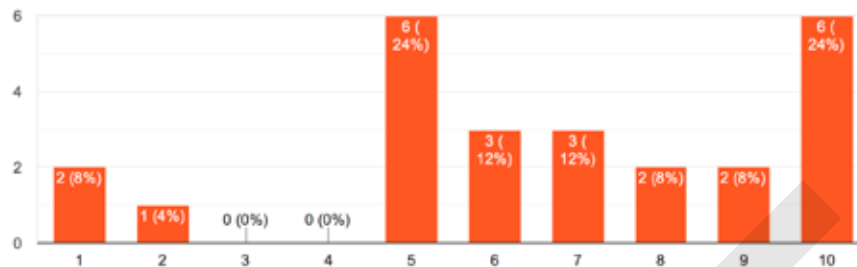
27 responses



## South Elyria Pocket Park - Survey Feedback Summary

How would you rate the outreach and engagement on this process so far?

25 responses



### LOT Community Solutions Think Tank - Quick Facts

From Nov 2021-April 2022 Leaders of Today conducted a survey to gather input on the needs and desires of the South Elyria community about the construction of a pocket park. Below are the major findings of the survey from 118 respondents.

- 71 total respondents where 60% either live, work, or visit South Elyria.
- The ages of respondents ranged from 19 yrs to 61+ years old. The majority of respondents were 61+ years old.
- We found that the majority of people want a play area for children, an area to walk, benches, a shaded pavilion, and open green space.
- Some potential programming the community wants to see is walking/exercising, active play areas for children, and a fresh farmers market in conjunction with the community garden.

### Walkability and Park Access maps - LCPH data

During the Think Tank, students met with representatives from Lorain County Public Health where they discussed walkability and park access in South Elyria. While South Elyria is walkable, park access (within a 10 minute walk) is limited.

South Rec is nearby, but without proper crosswalks it is unsafe for people to walk to the park which may be the only option due to lack of transportation.

### Walk Audit findings

Students conducted a walk audit of the empty lot on the corner of 15th Street and West Avenue and recorded the following.

#### Sidewalks:

- Cracks in the sidewalk cause potential tripping hazards.
- Uneven and narrow sidewalks causing people to walk on the streets.

#### Street Safety:

- No pedestrian signals at crosswalks.
- Distracted drivers
- Lack of street lights

#### Comfort:

- Not enough natural shade or tree canopies and no benches/places to rest